

# EFL252X

## 2500kg Li-ion Counterbalance Forklift



- High ground clearance and big tyres to operate on uneven surfaces
- PMSM technology for better efficiency and performance
- Removable Li-ion battery fitting multi-shift operation better
- All-rounder both for indoor and outdoor usage
- Ergonomic zone for fatigue-free work
- 80V Li-Ion battery grant efficiency, good autonomy and opportunity charging
- Single phase integrated charger with 16A plug



Manufacturer			FORX
Model designation			EFL252X
Drive			Electric
Load capacity	Q	kg	2500
Load center distance	c	mm	500
Service weight		kg	4255
Retracted mast height	h1	mm	2090
Lift height	h3	mm	3000
Height, mast extended	h4	mm	4025
Length to face of forks	l2	mm	2550
Overall width	b1/b2	mm	1154
Turning radius	s/e/l	mm	2250
Travel speed, laden/unladen	Wa	km/h	11/12
Lifting speed, laden/unladen		m/s	0.29/0.36
Lowering speed, laden/unladen		m/s	0.4/0.43
Max. gradeability, laden/unladen		%	15/15
Drive motor rating S2 60 min		kW	8
Battery voltage/nominal capacity		V/Ah	80/150

## FEATURE

### ■ PMSM technology for better efficiency and performance

The EFL252X adopts permanent magnet synchronous motor (PMSM) technology to deliver longer battery life. This efficiency optimization motor brings better energy savings and maximizes the battery uptime at optimal working scenarios by 10% comparing to regular motors.



PMSM



Longer  
uptime



Energy  
saving



### ■ Removable Li-ion battery offering convenience for daily usage


The EFL252X is designed around the advantages of lithium technology, equipped with removable 80V/150Ah Li-ion battery as standard. It allows for not only opportunity charging and zero maintenance, but also being laterally pulled and replaced easily, which makes it a helper for rugged environments that lack of charging facilities.





## ■ All-rounder for both indoor and outdoor usage

The compact EFL252X features a small turning radius 2250mm, and its agility ensures handling capacities in tight spaces and narrow aisles. Besides, the EFL252X is water-protected and can be operated outdoors, even in the rain.



## ■ Ergonomic zone for fatigue-free work

The EFL252X comes offers a spacious workspace, with a simplified panel, an adjustable steering wheel and a comfortable pedal. All are designed in line with ergonomic considerations for operation comfort.

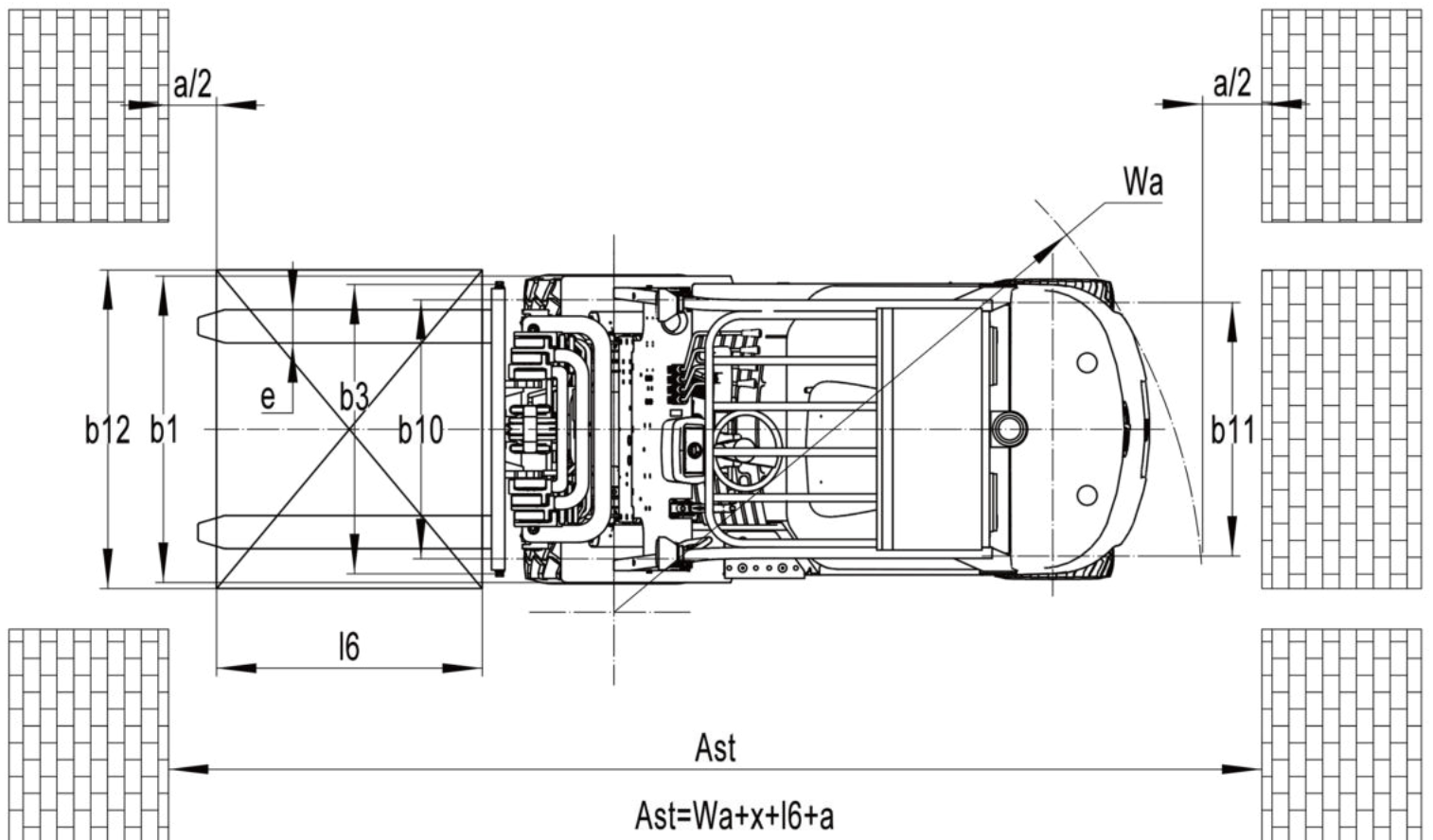
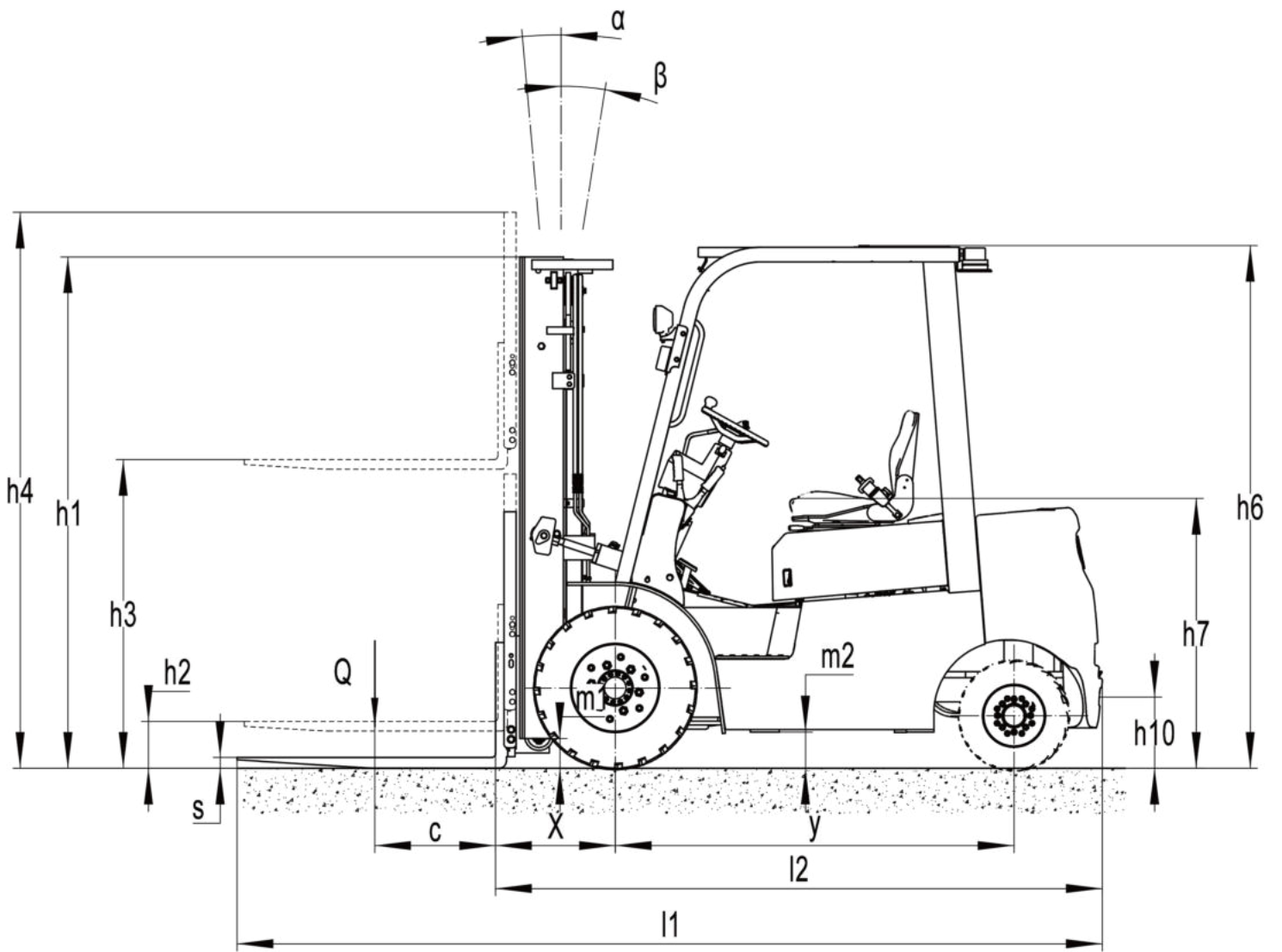


# 2.5ton Li-ion Counterbalance Forklift Truck

## EFL252X

Distinguishing mark	1.1	Manufacturer			FORX
	1.2	Model designation			EFL252X
	1.3	Drive			Electric
	1.4	Operator type			Seated
	1.5	Load capacity	Q	kg	2500
	1.6	Load center distance	c	mm	500
	1.8	Load distance, centre of drive axle to fork	x	mm	495
	1.9	Wheelbase	y	mm	1650
	Service weight	2.1	Service weight		kg
2.2		Axle loading, laden front/rear		kg	5815/940
2.3		Axle loading, unladen front/rear		kg	1805/2450
Tyres/chassis	3.1	Tyre type			Solid rubber
	3.2	Tyre size, front			7.00-12
	3.3	Tyre size, rear			18X7-8
	3.5	Wheels, number front/rear (x=drive wheels)		mm	2x/ 2
	3.6	Tread width, front	b10	mm	975
	3.7	Tread width, rear	b11	mm	955
	4.1	Tilt of mast/fork carriage forward/backward	$\alpha/\beta$	°	6/ 10
Dimensions	4.2	Retracted mast height	h1	mm	2090
	4.3	Free lift	h2	mm	135
	4.4	Lift height	h3	mm	3000
	4.5	Height, mast extended	h4	mm	4025
	4.7	Height of overhead guard (cabin)	h6	mm	2170
	4.8	Seat height/standing height	h7	mm	1110
	4.12	Tow coupling height	h10	mm	295
	4.19	Overall length	l1	mm	3620
	4.20	Length to face of forks	l2	mm	2550
	4.21	Overall width	b1/b2	mm	1154
	4.22	Fork dimensions	s/e/l	mm	40×122×1070
	4.23	A,B Fork carriage class/type A, B			2A
	4.24	Fork carriage width	b3	mm	1040
	4.31	Ground clearance, laden, below mast	m1	mm	120
	4.32	Ground clearance, center of wheelbase	m2	mm	150
	4.34.1	Aisle width for pallets 1000×1200 crossways	Ast	mm	3945
	4.34.2	Aisle width for pallets 800×1200 crossways	Ast	mm	4145
4.35	Turning radius	Wa	mm	2250	
Performance data	5.1	Travel speed, laden/unladen		km/h	11/12
	5.2	Lifting speed, laden/unladen		m/s	0.29/0.36
	5.3	Lowering speed, laden/unladen		m/s	0.4/0.43
	5.5	Drawbar pull, laden/unladen		N	—
	5.6	Max. drawbar pull, laden/unladen		N	—
	5.8	Max. gradeability, laden/unladen		%	15/15
	5.10	Service brake			Hydraulic
5.11	Parking brake			Mechanical	
Electric-engine	6.1	Drive motor rating S2 60 min		kW	8
	6.2	Lift motor rating at S3 15%		kW	16
	6.4	Battery voltage/nominal capacity		V/Ah	80V150AH
	6.5	Battery weight		kg	—
Addition data	8.1	Type of drive control			—
	10.5	Steering design			Hydraulic
	10.7	Sound pressure level at the driver's ear		dB(A)	< 74

If there are improvements of technical parameters or configurations, no further notice will be given.  
The diagram shown may contain non-standard configurations.





# Mast Option

Mast types	Lift height (h3)	Height, Mast			Height, Free lift(h2)	
		Height, mast lowered(h1)	Height, mast extended(h4)		No shelving	With shelving
	No shelving		With shelving	mm		
2-Standard Mast	3000	2090	3565	4025	120	120
	3300	2240	3865	4325	120	120
3-Free Mast	4500	2115	5065	5525	1550	1090
	4800	2220	5365	5825	1655	1195

# Option

No.	Optional items	EFL252X
1.1	Fork dimension	○122*40*920○122*40*1070○122*40*1150○122*40*1220 ○122*40*1370○122*40*1500○122*40*1600○122*40*1700 ○122*40*1820○122*40*1900○122*40*2000○122*40*2200
1.4	Fork carriage width	●1040mm○Yes and can be customized
1.5	Fork carriage height	●1095mm○Yes and can be customized
2.5	Front wheel material	●solid○Pneumatic
2.6	Rear wheel material	●solid○Pneumatic
2.7	Battery capacity	●80V150AH
2.8	Charger	○80V65A external●80V35A integrated○80V60A integrated
2.9	Battery indicator	●With time
2.10	Seat type	○Rugular○Premium○Suspension○Suspension + seatbelt logic switch
2.11	Attachments	●No○Built-in sideshifter○External shifter○Fork positioner
2.13	Traction pin	●Yes
2.14	Electrostatic chain	●Yes
3.5	Front lamp	●LED
3.6	Rear lamp	●No○LED
3.7	Warning lamp	●Yes
3.8	Steering lamp	●Yes
3.9	Blue lamp	●No○2 front○1 rear○2 front + 1 rear
3.10	Area warning lamp	●No○1 left + 1 right
3.11	Rearview mirror	●1 rearview mirror○Add rearview mirror on both sides
3.12	Buzzer	●Yes
3.17	OPS system	●No○Yes and not customized
3.23	Telematics	●No○Yes and not customized
4.1	Battery side pull function	●Yes and not customized
4.3	Cabin	●No○Tempered glass overhead guard
5.1	Battery side pull attachment	●No○Yes and not customized

Note: ●Standard ○ Optional - Inconformity