

FORX

EFL253/303 /353(S/P) 2500/3000/3500kg Counterbalance Forklift



- Heavy duty 80 V Li-Ion battery truck designed around I/C implemented chassis
- High ground clearance and big tires for perfect handling and traction in every environment
- Great ergonomic design with spacious legroom, adjustable steering wheel and comfortable bucket seat
- High-resolution LED display installed at the upper right corner of the cabin
- Outdoor behavior with high-visibility closed roof and cabin options
- B, S, P version offering different performances to meet all kinds of applications



Manufacturer			FORX	FORX	FORX
Model designation			EFL303	EFL303S	EFL303P
Drive			Electric	Electric	Electric
Load capacity	Q	kg	3000	3000	3000
Load center distance	c	mm	500	500	500
Service weight		kg	4280	4305	4640
Retracted mast height	h1	mm	2070	2070	2070
Lift height	h3	mm	3000	3000	3000
Height, mast extended	h4	mm	4095	4095	4095
Length to face of forks	l2	mm	2540	2540	2540
Overall width	b1/b2	mm	1210	1210	1210
Fork dimensions	s/e/l	mm	45/122/1070	45/122/1070	45/122/1070
Turning radius	Wa	mm	2347	2347	2347
Travel speed, laden/unladen		km/h	11/12	16/17	19/20
Lifting speed, laden/unladen		m/s	0.29/0.36	0.4/0.5	0.48/0.54
Lowering speed, laden/unladen		m/s	0.43/0.44	0.43/0.44	0.43/0.44
Max. gradeability, laden/unladen		%	15/15	20/25	22/28
Drive motor rating S2 60 min		kW	10	17	17
Battery voltage/nominal capacity		V/Ah	80V205AH	80V230AH	80V460AH

FEATURE

Higher performance for productivity boost

Max travel speed 19/20km/h to cover diverse intralogistics application needs.

Max battery capacity 80V/560Ah and max charging current 200A for longer uptime and fast charging.

Max gradeability 22/28% to deliver better stability on ramps.

Max lifting speed 0.48/0.54m/s for greater efficiency.



The truck structure integrates aesthetics and practical design

Both practicality and beauty are reflected in the design of the new EFL series. It inherits the robust chassis of the T8 IC truck series and features a more streamlined and compact counterweight, to better fit in confined space. Plus, the rain-proofed charging port protects the port from water splash and ensures charging safety.




Lithium technology to replace internal combustion engine

The lithium technology has proven itself as an emission-free and maintenance-free alternative to diesel. The new generation of EFL series handles loads with consistently high performance due to opportunity charging even for the most demanding applications.




Multi-functions for safe operation and easy fleet management

The new EFL series is equipped with a variety of functional configurations, such as OPS system, Telematics and card system, which not only takes security as priority but also reinforce easier fleet management.



■ Ergonomic improvements for comfortable operation

The workspace of the new EFL series is more spacious with a simplified panel and a comfortable pedal. The series features a new LED display that clearly shows speed, working hours, battery status, milage and parking status so the operator can easily grasp the truck conditions just with a glance.



New LED display

Spacious legroom


■ Joystick option available for fatigue-free work

The S/P version can be equipped with hydraulic joystick controls instead of mechanical levers. Positioned at the end of the armrest operations can be done just with fingers, increasing the operator ergonomics through the following controls: all fork hydraulic control including the 4th way, driving direction (F-N-B), horn, emergency stop button.



■ Outdoor behavior with high-visibility closed roof and cabin options

The bolted overhead guard is fitted as standard with a new closed roof made of tempered glass and flat high-strength steel bars, offering the highest visibility in the category. It enables safe load handling at all heights and increases productivity by increasing the number of pallet movements. Outdoor performance can be enhanced with cabin options such as front windshield, semi-cab, full cabin, heater and A/C. For added flexibility, the front windshield and semi cabin can be offered in a retrofit kit for easy installation by dealers.



New closed roof



Full cabin



Semi-cabin retrofit kit



Dashboard with orientable heater outlet

Li-ion counterbalance forklift 2.5T

EFL253/253S/253P

Distinguishing mark	1.1	Manufacturer			FORX	FORX	FORX
	1.2	Model designation			EFL253	EFL253S	EFL253P
	1.3	Drive			Electric	Electric	Electric
	1.4	Operator type			Seated	Seated	Seated
	1.5	Load capacity	Q	kg	2500	2500	2500
	1.6	Load center distance	c	mm	500	500	500
	1.8	Load distance, centre of drive axle to fork	x	mm	495	495	495
	1.9	Wheelbase	y	mm	1740	1740	1740
	Service weight	2.1	Service weight			3780	3955
2.2		Axle loading, laden front/rear			5720/560	5795/660	5865/660
2.3		Axle loading, unladen front/rear			1805/1990	1865/2090	1935/2090
Tyres/chassis	3.1	Tyre type			Solid rubber	Solid rubber	Solid rubber
	3.2	Tyre size, front			7.00-12	7.00-12	7.00-12
	3.3	Tyre size, rear			18X7-8	18X7-8	18X7-8
	3.5	Wheels, number front/rear (x=drive wheels)		mm	2x/ 2	2x/ 2	2x/ 2
	3.6	Tread width, front	b10	mm	975	975	975
	3.7	Tread width, rear	b11	mm	955	955	955
	Dimensions	4.1	Tilt of mast/fork carriage forward/backward	a/β	°	6/ 10	6/ 10
4.2		Retracted mast height	h1	mm	2090	2090	2090
4.3		Free lift	h2	mm	120	120	120
4.4		Lift height	h3	mm	3000	3000	3000
4.5		Height, mast extended	h4	mm	4025	4025	4025
4.7		Height of overhead guard (cabin)	h6	mm	2165	2165	2165
4.8		Seat height/standing height	h7	mm	1095	1095	1095
4.12		Tow coupling height	h10	mm	330	330	330
4.19		Overall length	l1	mm	3600	3600	3600
4.20		Length to face of forks	l2	mm	2530	2530	2530
4.21		Overall width	b1/b2	mm	1154	1154	1154
4.22		Fork dimensions	s/e/l	mm	40×122×1070	40×122×1070	40×122×1070
4.23		A,B Fork carriage class/type A, B			2A	2A	2A
4.24		Fork carriage width	b3	mm	1040	1040	1040
4.31		Ground clearance, laden, below mast	m1	mm	125	125	125
4.32		Ground clearance, center of wheelbase	m2	mm	170	170	170
4.34.1		Aisle width for pallets 1000×1200 crossways	Ast	mm	4000	4000	4000
4.34.2		Aisle width for pallets 800×1200 lengthways	Ast	mm	4200	4200	4200
4.35		Turning radius	Wa	mm	2305	2305	2305
Performance data		5.1	Travel speed, laden/unladen		km/h	11/12	16/17
	5.2	Lifting speed, laden/unladen		m/s	0.29/0.36	0.4/0.5	0.48/0.54
	5.3	Lowering speed, laden/unladen		m/s	0.43/0.44	0.43/0.44	0.43/0.44
	5.5	Drawbar pull, laden/unladen		N	—	—	—
	5.6	Max. drawbar pull, laden/unladen		N	—	—	—
	5.8	Max. gradeability, laden/unladen		%	15/15	20/25	22/28
	5.10	Service brake			Hydraulic	Hydraulic	Hydraulic
5.11	Parking brake			Mechanical	Mechanical	Mechanical	
Electric-engine	6.1	Drive motor rating S2 60 min		kW	10	17	17
	6.2	Lift motor rating at S3 15%		kW	16	26	26
	6.4	Battery voltage/nominal capacity		V/Ah	80V205AH	80V230AH	80V280AH
	6.5	Battery weight		kg	—	—	—
Addition data	8.1	Type of drive control			AC	AC	AC
	10.5	Steering design			Hydraulic	Hydraulic	Hydraulic
	10.7	Sound pressure level at the driver's ear		dB(A)	< 74	< 74	< 74

If there are improvements of technical parameters or configurations, no further notice will be given.
The diagram shown may contain non-standard configurations.

Li-ion counterbalance forklift 3.0T

EFL303/303S/303P

Distinguishing mark	1.1	Manufacturer			FORX	FORX	FORX
	1.2	Model designation			EFL303	EFL303S	EFL303P
	1.3	Drive			Electric	Electric	Electric
	1.4	Operator type			Seated	Seated	Seated
	1.5	Load capacity	Q	kg	3000	3000	3000
	1.6	Load center distance	c	mm	500	500	500
	1.8	Load distance, centre of drive axle to fork	x	mm	481	481	481
	1.9	Wheelbase	y	mm	1740	1740	1740
	Service weight	2.1	Service weight		kg	4280	4305
2.2		Axle loading, laden front/rear		kg	6595/685	6575/730	6665/975
2.3		Axle loading, unladen front/rear		kg	1900/2380	1880/2425	1970/2670
Tyres/chassis	3.1	Tyre type			Solid rubber	Solid rubber	Solid rubber
	3.2	Tyre size, front			28X9-15	28X9-15	28X9-15
	3.3	Tyre size, rear			200/50-10	200/50-10	200/50-10
	3.5	Wheels, number front/rear (x=drive wheels)		mm	2x/ 2	2x/ 2	2x/ 2
	3.6	Tread width, front	b10	mm	1010	1010	1010
	3.7	Tread width, rear	b11	mm	955	955	960
	4.1	Tilt of mast/fork carriage forward/backward	a/β	°	6/ 10	6/ 10	6/ 10
Dimensions	4.2	Retracted mast height	h1	mm	2070	2070	2070
	4.3	Free lift	h2	mm	135	135	135
	4.4	Lift height	h3	mm	3000	3000	3000
	4.5	Height, mast extended	h4	mm	4095	4095	4095
	4.7	Height of overhead guard (cabin)	h6	mm	2180	2180	2180
	4.8	Seat height/standing height	h7	mm	1110	1110	1110
	4.12	Tow coupling height	h10	mm	345	345	345
	4.19	Overall length	l1	mm	3610	3610	3610
	4.20	Length to face of forks	l2	mm	2540	2540	2540
	4.21	Overall width	b1/b2	mm	1210	1210	1210
	4.22	Fork dimensions	s/e/l	mm	45×122×1070	45×122×1070	45×122×1070
	4.23	A,B Fork carriage class/type A, B			3A	3A	3A
	4.24	Fork carriage width	b3	mm	1100	1100	1100
	4.31	Ground clearance, laden, below mast	m1	mm	130	130	130
	4.32	Ground clearance, center of wheelbase	m2	mm	185	185	145
	4.34.1	Aisle width for pallets 1000×1200 crossways	Ast	mm	4028	4028	4028
4.34.2	Aisle width for pallets 800×1200 lengthways	Ast	mm	4228	4228	4228	
4.35	Turning radius	Wa	mm	2347	2347	2347	
Performance data	5.1	Travel speed, laden/unladen		km/h	11/12	16/17	19/20
	5.2	Lifting speed, laden/unladen		m/s	0.29/0.36	0.4/0.5	0.48/0.54
	5.3	Lowering speed, laden/unladen		m/s	0.43/0.44	0.43/0.44	0.43/0.44
	5.5	Drawbar pull, laden/unladen		N	—	—	—
	5.6	Max. drawbar pull, laden/unladen		N	—	—	—
	5.8	Max. gradeability, laden/unladen		%	15/15	20/25	22/28
	5.10	Service brake			Hydraulic	Hydraulic	Hydraulic
	5.11	Parking brake			Mechanical	Mechanical	Mechanical
Electric-engine	6.1	Drive motor rating S2 60 min		kW	10	17	17
	6.2	Lift motor rating at S3 15%		kW	16	26	26
	6.4	Battery voltage/nominal capacity		V/Ah	80V205AH	80V230AH	80V460AH
	6.5	Battery weight		kg	—	—	—
Addition data	8.1	Type of drive control			AC	AC	AC
	10.5	Steering design			Hydraulic	Hydraulic	Hydraulic
	10.7	Sound pressure level at the driver's ear		dB(A)	< 74	< 74	< 74

If there are improvements of technical parameters or configurations, no further notice will be given. The diagram shown may contain non-standard configurations.

Li-ion counterbalance forklift 3.5T

EFL353/353S/353P

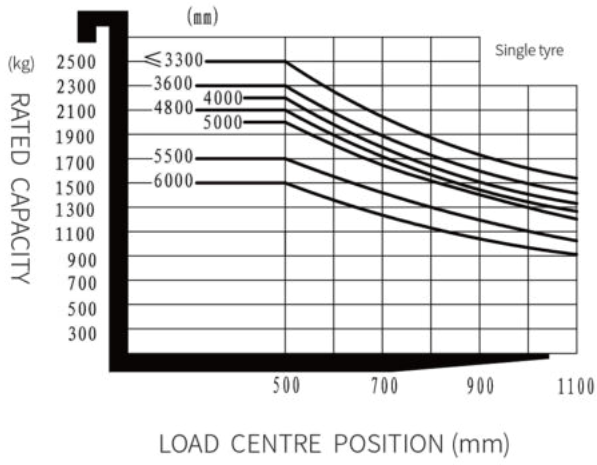
Distinguishing mark	1.1	Manufacturer			FORX	FORX	FORX	
	1.2	Model designation			EFL353	EFL353S	EFL353P	
	1.3	Drive			Electric	Electric	Electric	
	1.4	Operator type			Seated	Seated	Seated	
	1.5	Load capacity	Q	kg	3500	3500	3500	
	1.6	Load center distance	c	mm	500	500	500	
	1.8	Load distance, centre of drive axle to fork	x	mm	486	486	486	
	1.9	Wheelbase	y	mm	1740	1740	1740	
	Service weight	2.1	Service weight			4570	4625	5000
2.2		Axle loading, laden front/rear			kg	7415/655	7355/770	7450/1050
2.3		Axle loading, unladen front/rear			kg	1930/2640	1870/2755	1950/3050
Tyres/chassis	3.1	Tyre type			Solid rubber	Solid rubber	Solid rubber	
	3.2	Tyre size, front			28X9-15	28X9-15-	28X9-15	
	3.3	Tyre size, rear			200/50-10	200/50-10	200/50-10	
	3.5	Wheels, number front/rear (x=drive wheels)		mm	2x/ 2	2x/ 2	2x/ 2	
	3.6	Tread width, front	b10	mm	1010	1010	1010	
	3.7	Tread width, rear	b11	mm	955	955	960	
Dimensions	4.1	Tilt of mast/fork carriage forward/backward	a/β	°	6/ 10	6/ 10	6/ 10	
	4.2	Retracted mast height	h1	mm	2070	2070	2070	
	4.3	Free lift	h2	mm	135	135	135	
	4.4	Lift height	h3	mm	3000	3000	3000	
	4.5	Height, mast extended	h4	mm	4095	4095	4095	
	4.7	Height of overhead guard (cabin)	h6	mm	2180	2180	2180	
	4.8	Seat height/standing height	h7	mm	1110	1110	1110	
	4.12	Tow coupling height	h10	mm	345	345	345	
	4.19	Overall length	l1	mm	3688	3688	3688	
	4.20	Length to face of forks	l2	mm	2618	2618	2618	
	4.21	Overall width	b1/b2	mm	1210	1210	1210	
	4.22	Fork dimensions	s/e/l	mm	50×122×1070	50×122×1070	50×122×1070	
	4.23	A,B Fork carriage class/type A, B			3A	3A	3A	
	4.24	Fork carriage width	b3	mm	1100	1100	1100	
	4.31	Ground clearance, laden, below mast	m1	mm	130	130	130	
	4.32	Ground clearance, center of wheelbase	m2	mm	185	185	145	
	4.34.1	Aisle width for pallets 1000×1200 crossways	Ast	mm	4091	4091	4091	
4.34.2	Aisle width for pallets 800×1200 lengthways	Ast	mm	4291	4291	4291		
4.35	Turning radius	Wa	mm	2405	2405	2405		
Performance data	5.1	Travel speed, laden/unladen		km/h	11/12	16/17	19/20	
	5.2	Lifting speed, laden/unladen		m/s	0.28/0.36	0.4/0.5	0.42/0.55	
	5.3	Lowering speed, laden/unladen		m/s	0.43/0.44	0.43/0.44	0.43/0.44	
	5.5	Drawbar pull, laden/unladen		N	—	—	—	
	5.6	Max. drawbar pull, laden/unladen		N	—	—	—	
	5.8	Max. gradeability, laden/unladen		%	15/15	18/25	20/28	
	5.10	Service brake			Hydraulic	Hydraulic	Hydraulic	
5.11	Parking brake			Mechanical	Mechanical	Mechanical		
Electric-engine	6.1	Drive motor rating S2 60 min		kW	10	17	17	
	6.2	Lift motor rating at S3 15%		kW	16	26	26	
	6.4	Battery voltage/nominal capacity		V/Ah	80V280AH	80V280AH	80V460AH	
	6.5	Battery weight		kg	—	—	—	
Addition data	8.1	Type of drive control			AC	AC	AC	
	10.5	Steering design			Hydraulic	Hydraulic	Hydraulic	
	10.7	Sound pressure level at the driver's ear		dB(A)	< 74	< 74	< 74	

If there are improvements of technical parameters or configurations, no further notice will be given.
The diagram shown may contain non-standard configurations.

EFL253(S)

RATED CAPACITIES AND LOAD CENTERS GRAPH

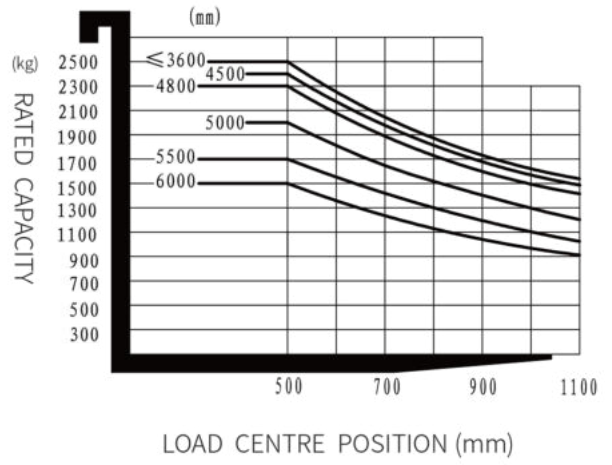
SUBTRACT 150Kg WITH SIDE SHIFTER



EFL253P

RATED CAPACITIES AND LOAD CENTERS GRAPH

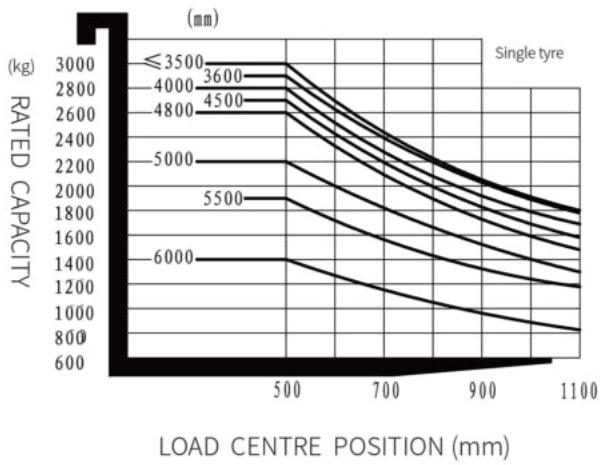
SUBTRACT 150Kg WITH SIDE SHIFTER



EFL303(S)

RATED CAPACITIES AND LOAD CENTERS GRAPH

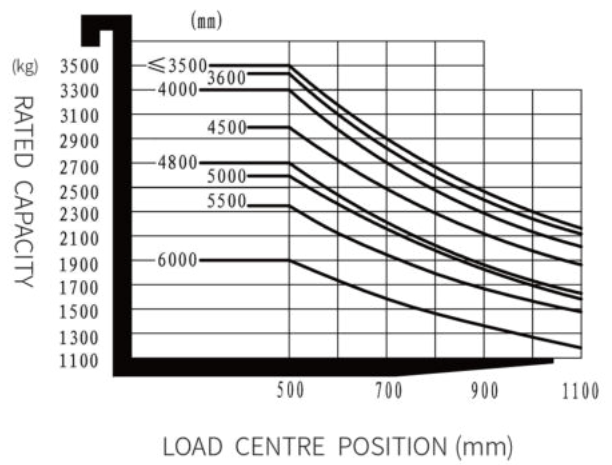
SUBTRACT 150Kg WITH SIDE SHIFTER

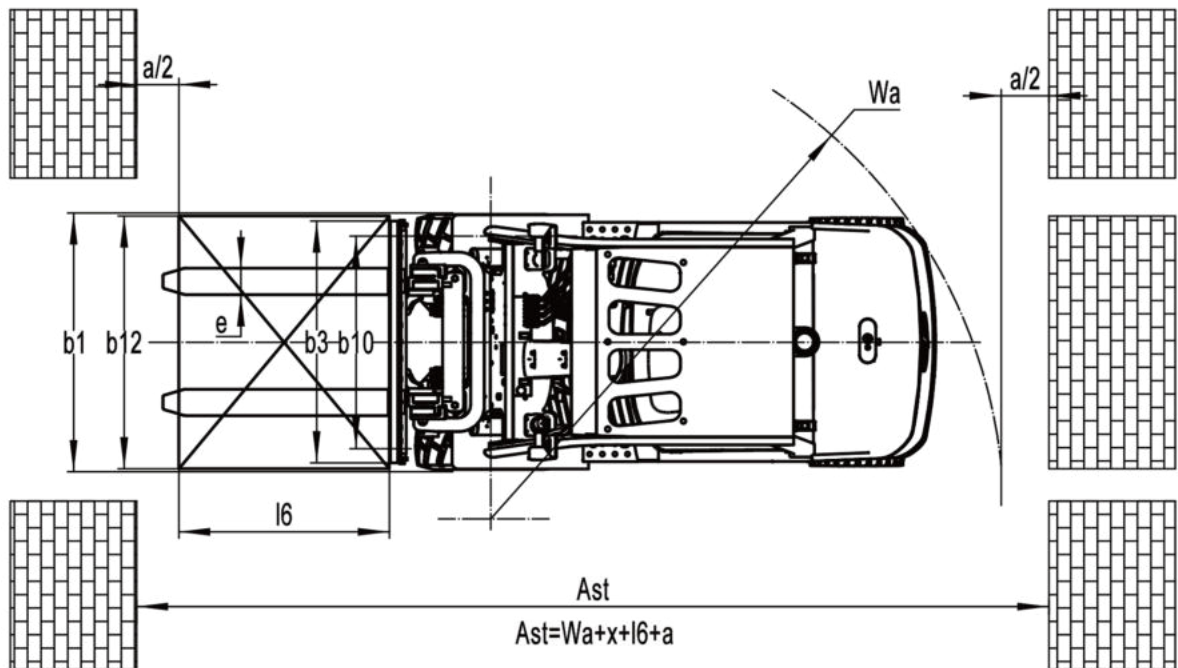
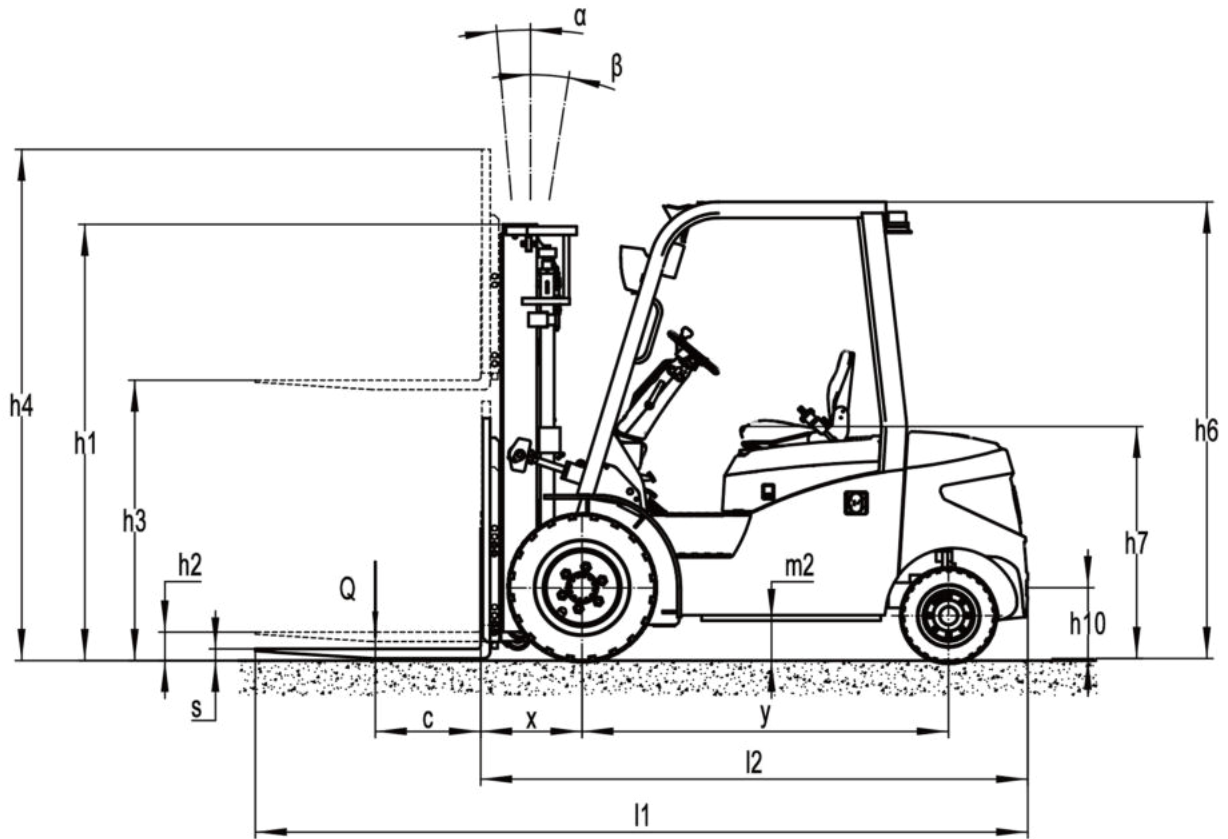


EFL353(S)

RATED CAPACITIES AND LOAD CENTERS GRAPH

SUBTRACT 150Kg WITH SIDE SHIFTER





Mast Options

EFL253

	Mast types	Lift height (h3)	Height, Mast			Height, Free lift(h2)		Load distance centre of drive axle to fork X		Tilt of mast/fork carriageforward/backward		Load capacity	
			Height, mast lowered(h1)	Height, mast extended(h4)		No shelving	With shelving			α	β	500mm Load center distance	
				No shelving	With shelving			2.5t					
			mm	mm	mm	mm	mm	mm	mm	Deg	Deg	Single tyre	Double tyre
2-Standard Mast	2W300	3000	2090	3565	4025	120	120	495	6	10	2500	—	
	2W330	3300	2240	3865	4325	120	120	495	6	10	2500	—	
	2W350	3500	2340	4065	4525	120	120	495	6	10	2400	—	
	2W360	3600	2390	4165	4625	120	120	495	6	10	2300	—	
	2W400	4000	2640	4565	5025	120	120	495	6	6	2200	—	
	2W450	4500	2890	5065	5525	120	120	495	6	6	2050	—	
2-Free Mast	2F300	3000	2035	3565	4025	1470	1010	476	6	10	2500	—	
	2F330	3300	2185	3865	4325	1620	1160	476	6	10	2500	—	
	2F360	3600	2335	4165	4625	1770	1310	476	6	10	2300	—	
3-Free Mast	3F430	4300	2035	4865	5325	1470	1010	488	6	6	2200	—	
	3F450	4500	2115	5065	5525	1550	1090	488	6	6	2150	—	
	3F480	4800	2220	5365	5825	1655	1195	488	6	6	2100	—	
	3F500	5000	2305	5565	6025	1740	1280	488	6	6	2000	—	
	3F550	5500	2555	6065	6525	1990	1530	488	3	5	1700	—	
	3F600	6000	2805	6565	7025	2240	1780	488	3	5	1500	—	

EFL303/353

	Mast types	Lift height (h3)	Height, Mast			Height, Free lift(h2)		Load distance centre of drive axle to fork X		Tilt of mast/fork carriageforward/backward		Load capacity			
			Height, mast lowered(h1)	Height, mast extended(h4)		No shelving	With shelving					500mm Load center distance		500mm Load center distance	
				No shelving	With shelving			3.0t		3.5t					
			mm	mm	mm	mm	mm	mm	mm	mm	Deg	Deg	Single tyre	Double tyre	Single tyre
2-Standard Mast	2W270	2700	1920	3330	3795	135	135	481	486	6	10	3000	—	3500	—
	2W300	3000	2070	3630	4095	135	135	481	486	6	10	3000	—	3500	—
	2W330	3300	2220	3930	4395	135	135	481	486	6	10	3000	—	3500	—
	2W350	3500	2320	4130	4595	135	135	481	486	6	10	3000	—	3500	—
	2W360	3600	2370	4230	4695	135	135	481	486	6	10	2900	—	3400	—
	2W400	4000	2620	4630	5095	135	135	481	486	6	10	2800	—	3300	—
	2W450	4500	2870	5130	5595	135	135	481	486	6	6	2600	—	3100	—
2-Free Mast	2F300	3000	2040	3630	4095	1410	945	481	486	6	10	3000	—	3500	—
	2F330	3300	2190	3930	4395	1560	1095	481	486	6	10	3000	—	3500	—
	2F360	3600	2340	4230	4695	1710	1245	481	486	6	10	2900	—	3500	—
3-Free Mast	3F430	4300	2040	4930	5395	1410	945	495	500	6	6	2750	—	3300	—
	3F450	4500	2120	5130	5595	1490	1025	495	500	6	6	2700	—	3000	—
	3F480	4800	2190	5430	5895	1560	1095	495	500	6	6	2600	—	2700	—
	3F500	5000	2310	5630	6095	1680	1215	495	500	6	6	2200	—	2600	—
	3F550	5500	2560	6130	6595	1930	1465	495	500	3	5	1900	—	2350	—
	3F600	6000	2810	6630	7095	2180	1715	495	500	3	5	1400	—	1900	—

Option

No.	Optional items	EFL253	EFL253S	EFL253P
1.1	Fork dimension	<ul style="list-style-type: none"> ○122*40*920○122*40*1070 ○122*40*1150○122*40*1220 ○122*40*1370○122*40*1500 ○122*40*1600○122*40*1700 ○122*40*1820○122*40*1900 ○122*40*2000○122*40*2200 	<ul style="list-style-type: none"> ○122*40*920○122*40*1070 ○122*40*1150○122*40*1220 ○122*40*1370○122*40*1500 ○122*40*1600○122*40*1700 ○122*40*1820○122*40*1900 ○122*40*2000○122*40*2200 	<ul style="list-style-type: none"> ○122*40*920○122*40*1070 ○122*40*1150○122*40*1220 ○122*40*1370○122*40*1500 ○122*40*1600○122*40*1700 ○122*40*1820○122*40*1900 ○122*40*2000○122*40*2200
1.4	Fork carriage width	●1040mm○Yes and can be customized	●1040mm○Yes and can be customized	●1040mm○Yes and can be customized
1.5	Fork carriage height	●1025mm○Yes and can be customized	●1025mm○Yes and can be customized	●1025mm○Yes and can be customized
2.4	Front wheel type	●Single○Double	●Single○Double	●Single○Double
2.5	Front wheel material	○Pneumatic○solid○Non marking	○solid○Non marking	○solid○Non marking
2.6	Rear wheel material	○Pneumatic○solid○Non marking	○solid○Non marking	○solid○Non marking
2.7	Battery capacity	○80V205AH○80V280AH○80V410AH	○80V230AH○80V460AH	○80V280AH○80V460AH
2.8	Charger	<ul style="list-style-type: none"> ○80V35A○80V65A ○80V130A○80V200A ○80V35A integrated charger ○80V60A integrated charger 	<ul style="list-style-type: none"> ○80V35A○80V65A ○80V130A○80V200A 	<ul style="list-style-type: none"> ○80V65A○80V35A ○80V130A○80V200A
2.9	Battery indicator	●With time	●With time	●With time
2.10	Seat type	<ul style="list-style-type: none"> ○Regular○Premium○Suspension ○Suspension + Seatbelt logic switch ○Suspension seat with armrest (KL01) 	<ul style="list-style-type: none"> ○Regular○Premium○Suspension ○Suspension + Seatbelt logic switch ○Suspension seat with armrest (KL01) 	<ul style="list-style-type: none"> ○Regular○Premium○Suspension ○Suspension + Seatbelt logic switch ○Suspension seat with armrest (KL01)
2.11	Attachments	<ul style="list-style-type: none"> ●No○Built-in sideshifter ○External shifter○Fork positioner 	<ul style="list-style-type: none"> ●No○Built-in sideshifter ○External shifter○Fork positioner 	<ul style="list-style-type: none"> ●No○Built-in sideshifter ○External shifter○Fork positioner
2.13	Traction pin	●Yes	●Yes	●Yes
2.14	Electrostatic chain	●Yes	●Yes	●Yes
2.15	Battery and charger with heating function	●No○Yes and not customized	●No○Yes and not customized	●No○Yes and not customized
3.5	Front lamp	●LED	●LED	●LED
3.6	Rear lamp	●No○LED	●No○LED	●No○LED
3.7	Warning lamp	●Yes	●Yes	●Yes
3.8	Steering lamp	●Yes	●Yes	●Yes
3.9	Blue lamp	●No○2 front○1 rear○2 front + 1 rear	●No○2 front○1 rear○2 front + 1 rear	●No○2 front○1 rear○2 front + 1 rear
3.10	Area warning lamp	●No○Red, 1 left + 1 right	●No○Red, 1 left + 1 right	●No○Red, 1 left + 1 right
3.11	Rearview mirror	<ul style="list-style-type: none"> ●1 rearview mirror ○Add rearview mirror on both sides 	<ul style="list-style-type: none"> ●1 rearview mirror ○Add rearview mirror on both sides 	<ul style="list-style-type: none"> ●1 rearview mirror ○Add rearview mirror on both sides
3.12	Buzzer	●Yes	●Yes	●Yes
3.17	OPS system	●No○Yes and not customized	●No○Yes and not customized	●No○Yes and not customized
3.19	USB interface	●Yes	●Yes	●Yes
3.23	Telematics	●Yes and not customized○No	●Yes and not customized○No	●Yes and not customized○No
4.3	Cabin	<ul style="list-style-type: none"> ●No○Basic half cabin ○Upgrade half cabin○Full cabin 	<ul style="list-style-type: none"> ●No○Basic half cabin ○Upgrade half cabin○Full cabin 	<ul style="list-style-type: none"> ●No○Basic half cabin ○Upgrade half cabin○Full cabin
4.5	Joystick	●No	●No○Yes and not customized	●No○Yes and not customized
4.9	Heater	●No○Yes and not customized	●No○Yes and not customized	●No○Yes and not customized

Note: ●Standard ○ Optional - Inconformity

Option

No.	Optional items	EFL303	EFL303S	EFL303P
1.1	Fork dimension	<ul style="list-style-type: none"> ○122*45*1070○122*45*1150 ○122*45*1220○122*45*1370 ○122*45*1520○122*45*1600 ○122*45*1700○122*45*1820 ○122*45*2000○122*45*2200 ○122*45*2400 	<ul style="list-style-type: none"> ○122*45*1070○122*45*1150 ○122*45*1220○122*45*1370 ○122*45*1520○122*45*1600 ○122*45*1700○122*45*1820 ○122*45*2000○122*45*2200 ○122*45*2400 	<ul style="list-style-type: none"> ○122*45*1070○122*45*1150 ○122*45*1220○122*45*1370 ○122*45*1520○122*45*1600 ○122*45*1700○122*45*1820 ○122*45*2000○122*45*2200 ○122*45*2400
1.4	Fork carriage width	●1100mm○Yes and can be customized	●1100mm○Yes and can be customized	●1100mm○Yes and can be customized
1.5	Fork carriage height	●1095mm○Yes and can be customized	●1095mm○Yes and can be customized	●1095mm○Yes and can be customized
2.4	Front wheel type	●Single○Double	●Single○Double	●Single○Double
2.5	Front wheel material	○Pneumatic○solid○Non marking	○solid○Non marking	○solid○Non marking
2.6	Rear wheel material	○Pneumatic○solid○Non marking	○solid○Non marking	○solid○Non marking
2.7	Battery capacity	<ul style="list-style-type: none"> ○80V205AH○80V280AH ○80V410AH○80V460AH 	○80V230AH○80V460AH	○80V460AH○80V560AH
2.8	Charger	<ul style="list-style-type: none"> ○80V35A○80V65A ○80V130A○80V200A ○80V35A integrated charger ○80V60A integrated charger 	<ul style="list-style-type: none"> ○80V35A○80V65A ○80V130A○80V200A 	○80V130A○80V200A
2.9	Battery indicator	●With time	●With time	●With time
2.10	Seat type	<ul style="list-style-type: none"> ○Regular○Premium○Suspension ○Suspension + Seatbelt logic switch ○Suspension seat with armrest (KL01) 	<ul style="list-style-type: none"> ○Regular○Premium○Suspension ○Suspension + Seatbelt logic switch ○Suspension seat with armrest (KL01) 	<ul style="list-style-type: none"> ○Regular○Premium○Suspension ○Suspension + Seatbelt logic switch ○Suspension seat with armrest (KL01)
2.11	Attachments	<ul style="list-style-type: none"> ●No○Built-in sideshifter ○External shifter○Fork positioner 	<ul style="list-style-type: none"> ●No○Built-in sideshifter ○External shifter○Fork positioner 	<ul style="list-style-type: none"> ●No○Built-in sideshifter ○External shifter○Fork positioner
2.13	Traction pin	●Yes	●Yes	●Yes
2.14	Electrostatic chain	●Yes	●Yes	●Yes
2.15	Battery and charger with heating function	●No○Yes and not customized	●No○Yes and not customized	●No○Yes and not customized
3.5	Front lamp	●LED	●LED	●LED
3.6	Rear lamp	●No○LED	●No○LED	●No○LED
3.7	Warning lamp	●Yes	●Yes	●Yes
3.8	Steering lamp	●Yes	●Yes	●Yes
3.9	Blue lamp	●No○2 front○1 rear○2 front + 1 rear	●No○2 front○1 rear○2 front + 1 rear	●No○2 front○1 rear○2 front + 1 rear
3.10	Area warning lamp	●No○Red, 1 left + 1 right	●No○Red, 1 left + 1 right	●No○Red, 1 left + 1 right
3.11	Rearview mirror	<ul style="list-style-type: none"> ●1 rearview mirror ○Add rearview mirror on both sides 	<ul style="list-style-type: none"> ●1 rearview mirror ○Add rearview mirror on both sides 	<ul style="list-style-type: none"> ●1 rearview mirror ○Add rearview mirror on both sides
3.12	Buzzer	●Yes	●Yes	●Yes
3.17	OPS system	●No○Yes and not customized	●No○Yes and not customized	●No○Yes and not customized
3.19	USB interface	●Yes	●Yes	●Yes
3.23	Telematics	●Yes and not customized○No	●Yes and not customized○No	●Yes and not customized○No
4.3	Cabin	<ul style="list-style-type: none"> ●No○Basic half cabin ○Upgrade half cabin○Full cabin 	<ul style="list-style-type: none"> ●No○Basic half cabin ○Upgrade half cabin○Full cabin 	<ul style="list-style-type: none"> ●No○Basic half cabin ○Upgrade half cabin○Full cabin
4.5	Joystick	●No	●No○Yes and not customized	●No○Yes and not customized
4.9	Heater	●No○Yes and not customized	●No○Yes and not customized	●No○Yes and not customized

Note: ●Standard ○ Optional - Inconformity

Option

No.	Optional items	EFL353	EFL353S	EFL353P
1.1	Fork dimension	○122*50*1070○122*50*1150 ○122*50*1220○122*50*1370 ○122*50*1520○122*50*1600 ○122*50*1700○122*50*1820 ○122*50*2000○122*50*2200 ○122*50*2420	○122*50*1070○122*50*1150 ○122*50*1220○122*50*1370 ○122*50*1520○122*50*1600 ○122*50*1700○122*50*1820 ○122*50*2000○122*50*2200 ○122*50*2420	○122*50*1070○122*50*1150 ○122*50*1220○122*50*1370 ○122*50*1520○122*50*1600 ○122*50*1700○122*50*1820 ○122*50*2000○122*50*2200 ○122*50*2420
1.4	Fork carriage width	●1100mm○Yes and can be customized	●1100mm○Yes and can be customized	●1100mm○Yes and can be customized
1.5	Fork carriage height	●1095mm○Yes and can be customized	●1095mm○Yes and can be customized	●1095mm○Yes and can be customized
2.4	Front wheel type	●Single○Double	●Single○Double	●Single○Double
2.5	Front wheel material	○Pneumatic○solid○Non marking	○solid○Non marking	○solid○Non marking
2.6	Rear wheel material	○Pneumatic○solid○Non marking	○solid○Non marking	○solid○Non marking
2.7	Battery capacity	○80V280AH○80V410AH○80V460AH	○80V280AH○80V460AH	○80V460AH○80V560AH
2.8	Charger	○80V35A○80V65A ○80V130A○80V200A ○80V35A integrated charger ○80V60A integrated charger	○80V65A○80V35A ○80V130A○80V200A	○80V130A○80V200A
2.9	Battery indicator	●With time	●With time	●With time
2.10	Seat type	○Regular○Premium○Suspension ○Suspension + Seatbelt logic switch ○Suspension seat with armrest (KL01)	○Regular○Premium○Suspension ○Suspension + Seatbelt logic switch ○Suspension seat with armrest (KL01)	○Regular○Premium○Suspension ○Suspension + Seatbelt logic switch ○Suspension seat with armrest (KL01)
2.11	Attachments	●No○Built-in sideshifter ○External shifter○Fork positioner	●No○Built-in sideshifter ○External shifter○Fork positioner	●No○Built-in sideshifter ○External shifter○Fork positioner
2.13	Traction pin	●Yes	●Yes	●Yes
2.14	Electrostatic chain	●Yes	●Yes	●Yes
2.15	Battery and charger with heating function	●No○Yes and not customized	●No○Yes and not customized	●No○Yes and not customized
3.5	Front lamp	●LED	●LED	●LED
3.6	Rear lamp	●No○LED	●No○LED	●No○LED
3.7	Warning lamp	●Yes	●Yes	●Yes
3.8	Steering lamp	●Yes	●Yes	●Yes
3.9	Blue lamp	●No○2 front○1 rear○2 front + 1 rear	●No○2 front○1 rear○2 front + 1 rear	●No○2 front○1 rear○2 front + 1 rear
3.10	Area warning lamp	●No○Red, 1 left + 1 right	●No○Red, 1 left + 1 right	●No○Red, 1 left + 1 right
3.11	Rearview mirror	●1 rearview mirror ○Add rearview mirror on both sides	●1 rearview mirror ○Add rearview mirror on both sides	●1 rearview mirror ○Add rearview mirror on both sides
3.12	Buzzer	●Yes	●Yes	●Yes
3.17	OPS system	●No○Yes and not customized	●No○Yes and not customized	●No○Yes and not customized
3.19	USB interface	●Yes	●Yes	●Yes
3.23	Telematics	●Yes and not customized○No	●Yes and not customized○No	●Yes and not customized○No
4.3	Cabin	●No○Basic half cabin ○Upgrade half cabin○Full cabin	●No○Basic half cabin ○Upgrade half cabin○Full cabin	●No○Basic half cabin ○Upgrade half cabin○Full cabin
4.5	Joystick	●No	●No○Yes and not customized	●No○Yes and not customized
4.9	Heater	●No○Yes and not customized	●No○Yes and not customized	●No○Yes and not customized

Note: ●Standard ○ Optional - Inconformity