



FORX

XP15 B/B+

Pallet mover

LI-ION
TECHNOLOGY

across factory and warehouse 1.5T

- Your best co-worker
- Stand alone installation
- Flexible to change application
- Plug-in battery design
- Keypad option for greater operation convenience
- 2D visual navigation
- Maximum personal safety protection

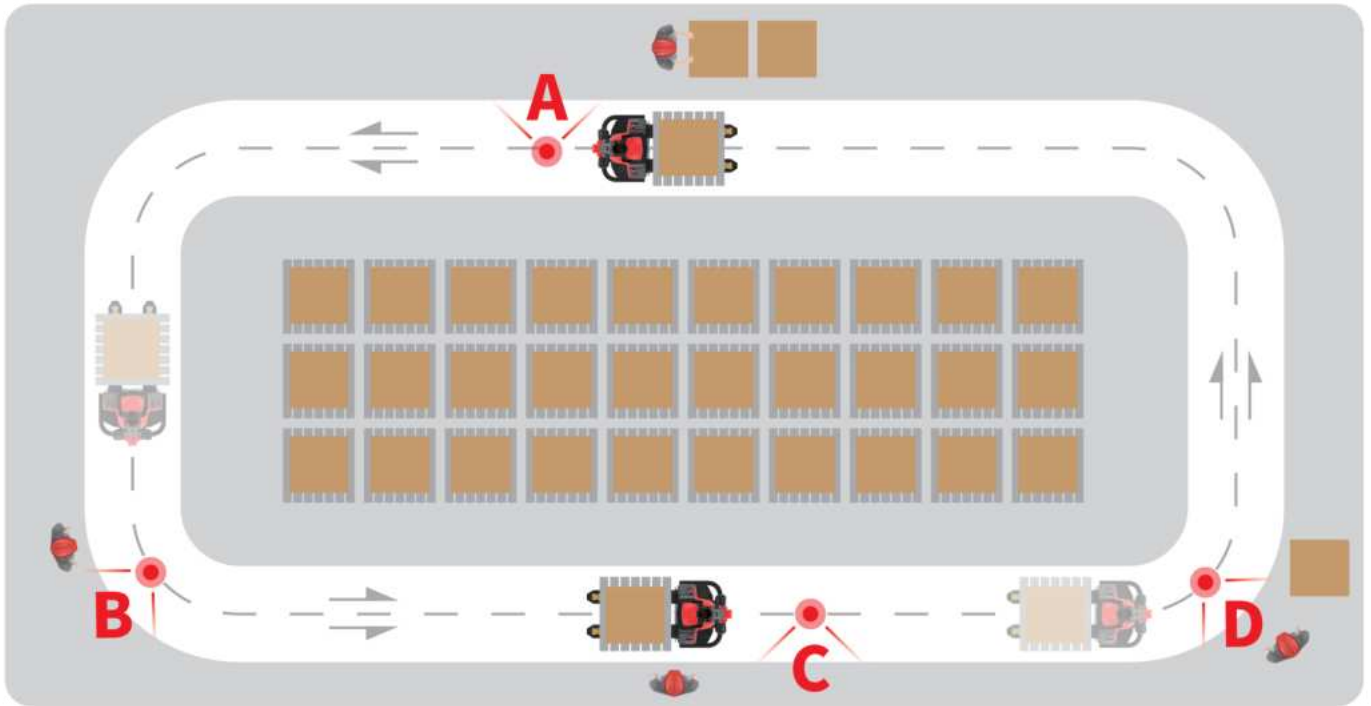
ENERGY ADVANCE CO., LTD
www.forx.co.th

CE

FEATURE

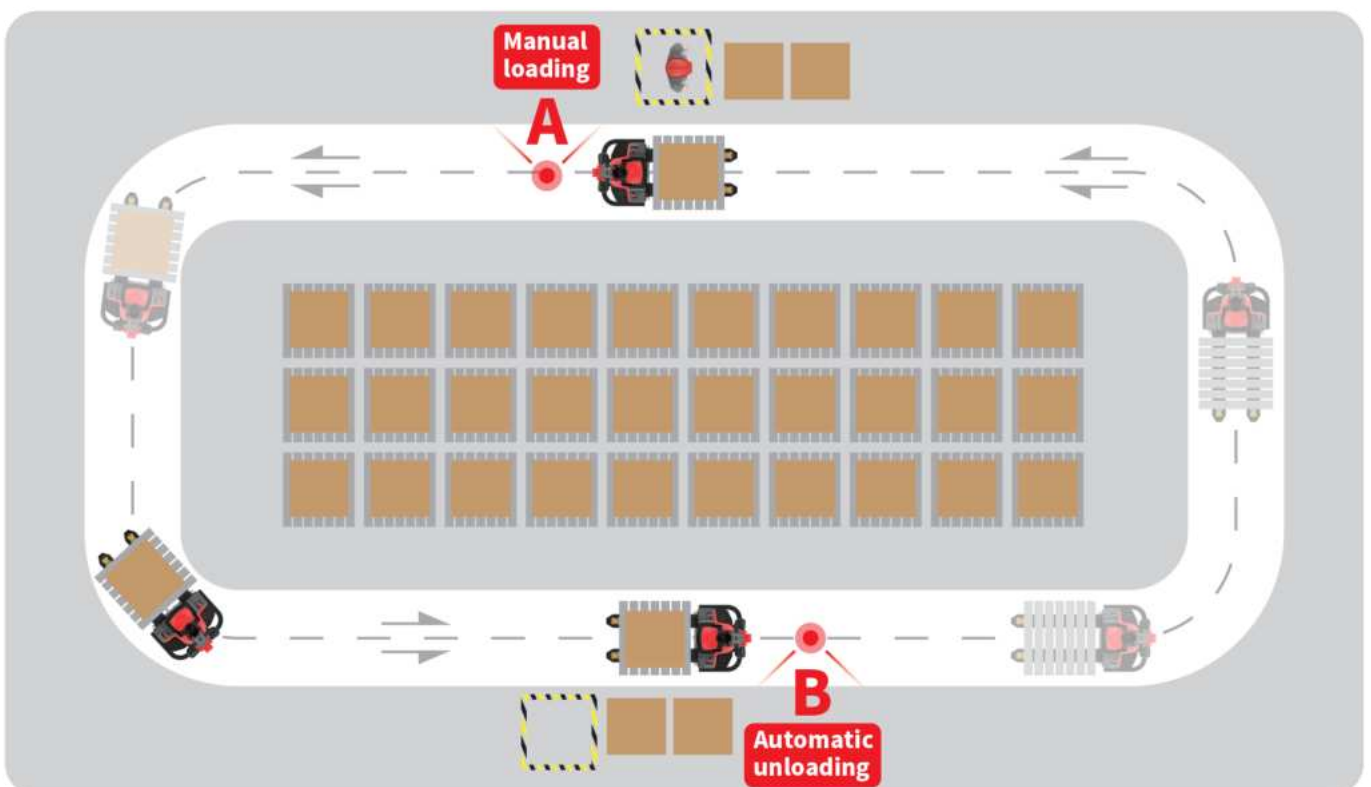
■ XP15 B: A-B-C-...-A Loop with manual loading and unloading

XP15 B transports pallets along the loop continuously and workers are allowed to load or unload goods manually on the way. Pause on pre-programmed work stations.



■ XP15 B+: A-B-A with automatic unloading


XP15-B+ starts with manual loading and unloads pallets automatically in the storage area or production. It requires minimum involvement of worker and delivers high process efficiency where transportation tasks need to be repeated permanently.



FEATURE


Your best co-worker

You can operate the XP15 as an autonomous mobile robot and an electric pallet truck. Switch between manual and automatic operation by the push of a button.



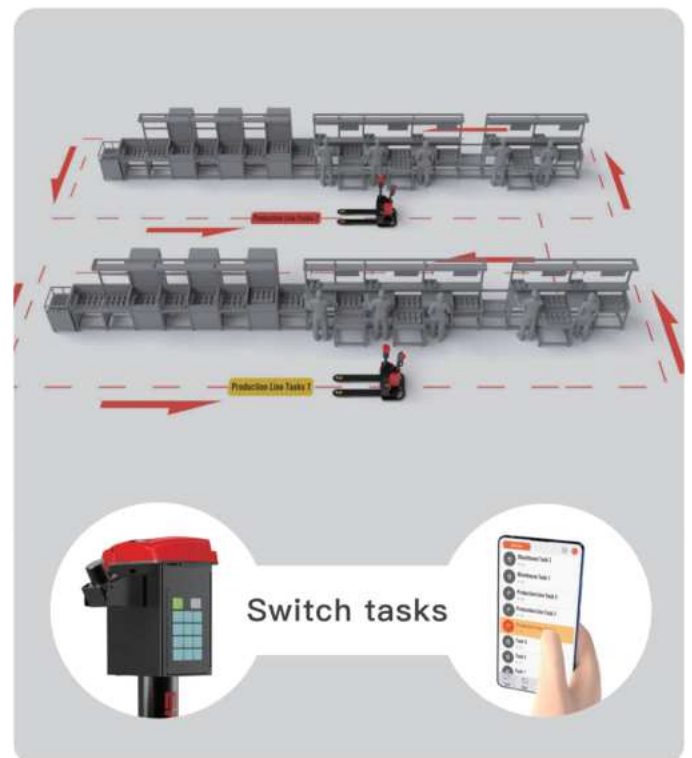
Stand alone installation

The XP15 is easy to set up for various applications without IT knowledge or specialized hardware and software.



Flexible to change tasks

The XP15 offers route settings and transportation task monitoring via bluetooth and you can add new routes and stations quickly on your phone or on the keypad.



FEATURE

■ Plug-in battery design

The XP15 features plug-in battery design and adopts FORX's standard battery box with 24V/60Ah Li-ion battery. This maximizes uptime and provides high availability and flexibility.



■ Maximum personal safety protection

The XP-15 is equipped with Bumper strips and Lidar detectors that prevent the truck from collision.




■ Keypad option for greater operation convenience

The XP15 offers an optional keypad and it can be directly connected to the truck. After binding all tasks to the keypad, the operator can quickly start the truck, deliver transportation tasks and easily switch between different tasks on the go. This user-friendly keypad can replace the phone, increasing convenience on a daily basis.



■ 2D visual navigation

FORX's in-house developed visual navigation technology provides XP15 with highly stable and adaptable navigation. Absolute positioning, with random labeling and visual navigation, the vehicle knows its position at all times to proceed its path.



Pallet mover across factory and warehouse 1.5T XP15 B/B+

Distinguishing mark	1.1	Manufacturer			FORX
	1.2	Model designation			XP15
	1.3	Drive			Electric
	1.4	Operator type			Pedestrian
	1.5	Load capacity	Q	kg	1500
	1.6	Load center distance	c	mm	600
	1.8	Load distance, centre of drive axle to fork	x	mm	980
	1.9	Wheelbase	y	mm	1210
	Service weight	2.1	Service weight		kg
2.2		Axle loading, laden front/rear		kg	1150/510
2.3		Axle loading, unladen front/rear		kg	120/40
Tyres/chassis	3.1	Tyre type			PU
	3.2.1	Tyre size, front		mm	φ210*94
	3.3.1	Tyre size, rear		mm	85*70
	3.4	Additional wheels (castor wheels)		mm	74*30
	3.5	Wheels, number front/rear (x=drive wheels)		mm	1,2/4
	3.6.1	Tread width, front	b10	mm	504
	3.7.1	Tread width, rear	b11	mm	430
Dimensions	4.4	Lift height	h3	mm	95
	4.9	Height of tiller handle in drive position min./max.	h14	mm	—
	4.15	Lowered height	h13	mm	90
	4.19	Overall length	l1	mm	1695
	4.20	Length to face of forks	l2	mm	545
	4.21	Overall width	b1/b2	mm	842
	4.22	Fork dimensions	s/e/l	mm	55X170X1220
	4.25	Distance between fork-arms	b5	mm	540
	4.32	Ground clearance, center of wheelbase	m2	mm	30
	4.34.1	Aisle width for pallets 1000×1200 crossways	Ast	mm	2300
	4.34.2	Aisle width for pallets 800×1200 lengthways	Ast	mm	2160
4.35	Turning radius	Wa	mm	1500	
Performance data	5.1	Travel speed, laden/unladen		m/s	0.9/1
	5.2	Lifting speed, laden/unladen		m/s	0.017/0.02
	5.3	Lowering speed, laden/unladen		m/s	0.09/0.06
	5.8	Max. gradeability, laden/unladen		%	6/16
	5.10	Service brake			Electromagnetic
Electric-engine	6.1	Drive motor rating S2 60 min		kW	0.9
	6.2	Lift motor rating at S3 15%		kW	0.8
	6.4	Battery voltage/nominal capacity		V/Ah	24/60
	6.5	Battery weight		kg	14
	8.1	Type of drive control			AC
Addition data	10.5	Steering design			Electric
	10.7	Sound pressure level at the driver's ear		dB(A)	<70
	10.11	Indoor/Outdoor			Indoor
	10.12	Safety notification			Horn
	10.13	Safety protection			Physical bumper strip
					Lidar
	10.14	Positioning			Emergency stop button
					2D visual navigation
	10.15	Parking accuracy		mm	±20
	10.16	Navigation accuracy		mm	±20
10.17	Battery type			Li-ion battery	

If there are improvements of technical parameters or configurations, no further notice will be given.
The diagram shown may contain non-standard configurations.

