

# EFX3-251/301

## 2500kg Li-ion Counterbalance Forklift



- High ground clearance and big tyres to operate on uneven surfaces
- PMSM technology for better efficiency and performance
- Removable Li-ion battery fitting multi-shift operation better
- All-rounder both for indoor and outdoor usage
- Ergonomic zone for fatigue-free work
- 80V Li-Ion battery grant efficiency, good autonomy and opportunity charging
- Single phase integrated charger with 16A plug



Manufacturer			FORX	FORX
Model designation			EFX3-251	EFX3-301
Drive			Electric	Electric
Load capacity	Q	kg	2500	3000
Load center distance	c	mm	500	500
Service weight		kg	4050	4255
Retracted mast height	h1	mm	2070	2070
Lift height	h3	mm	3000	3000
Height, mast extended	h4	mm	4175	4175
Length to face of forks	l2	mm	2496	2541
Overall width	b1/b2	mm	1154	1154
Fork dimensions	s/e/l	mm	45×122×1070	50×122×1070
Turning radius	Wa	mm	2217	2250
Travel speed, laden/unladen		km/h	11/12	11/12
Lifting speed, laden/unladen		m/s	0.29/0.36	0.28/0.36
Lowering speed, laden/unladen		m/s	0.4/0.43	0.4/0.43
Max. gradeability, laden/unladen		%	15/15	15/15
Drive motor rating S2 60 min		kW	8	8
Battery voltage/nominal capacity			80V150AH	80V150AH

## FEATURE

### ■ PMSM technology for better efficiency and performance

The EFX3-251/301 adopts permanent magnet synchronous motor (PMSM) technology to deliver longer battery life. This efficiency optimization motor brings better energy savings and maximizes the battery uptime at optimal working scenarios by 10% comparing to regular motors.



PMSM



Longer  
uptime



Energy  
saving



### ■ Removable Li-ion battery offering convenience for daily usage

The EFX3-251/301 is designed around the advantages of lithium technology, equipped with removable 80V/150Ah Li-ion battery as standard and bigger battery up to 80V/280Ah as option. It allows for not only opportunity charging and zero maintenance, but also being laterally pulled and replaced easily, which makes it a helper for rugged environments that lack of charging facilities.



## ■ All-rounder for both indoor and outdoor usage

The compact EFX3-251/301 features a small turning radius 2250mm, and its agility ensures handling capacities in tight spaces and narrow aisles. Besides, the EFX3-251/301 is water-protected and can be operated outdoors, even in the rain.



## ■ Ergonomic zone for fatigue-free work

The EFX3-251/301 comes offers a spacious workspace, with a simplified panel, an adjustable steering wheel and a comfortable pedal. All are designed in line with ergonomic considerations for operation comfort.

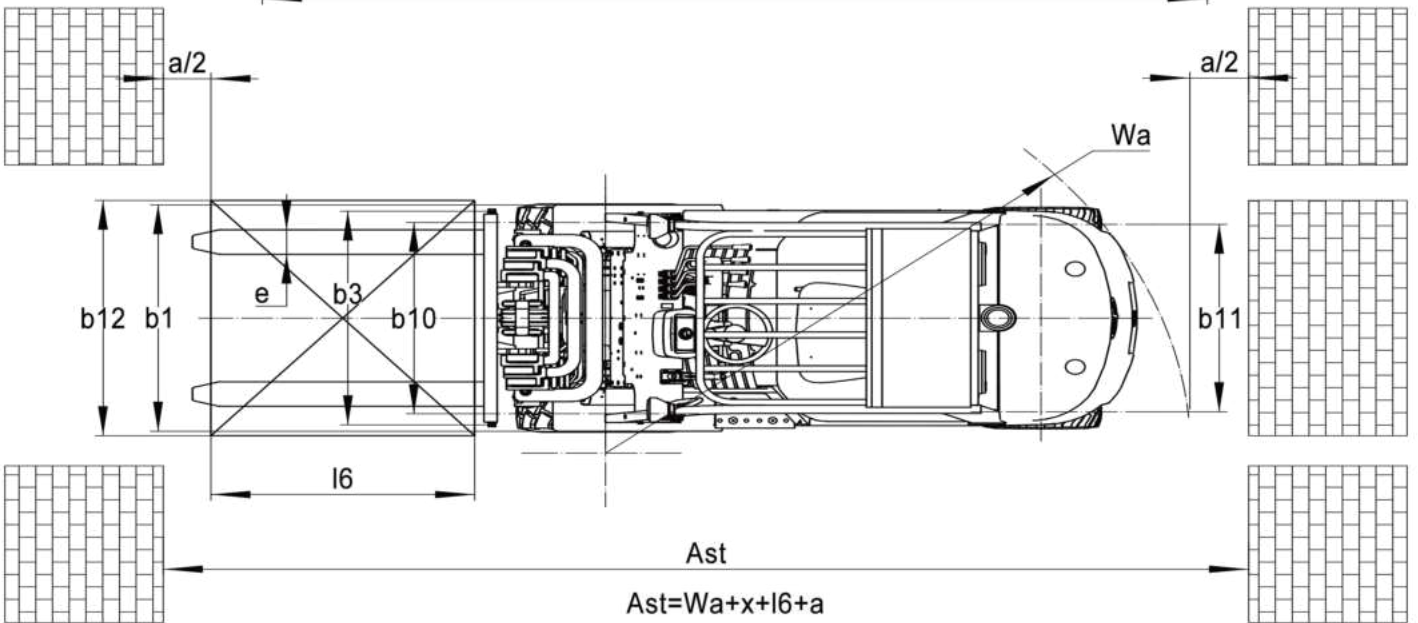
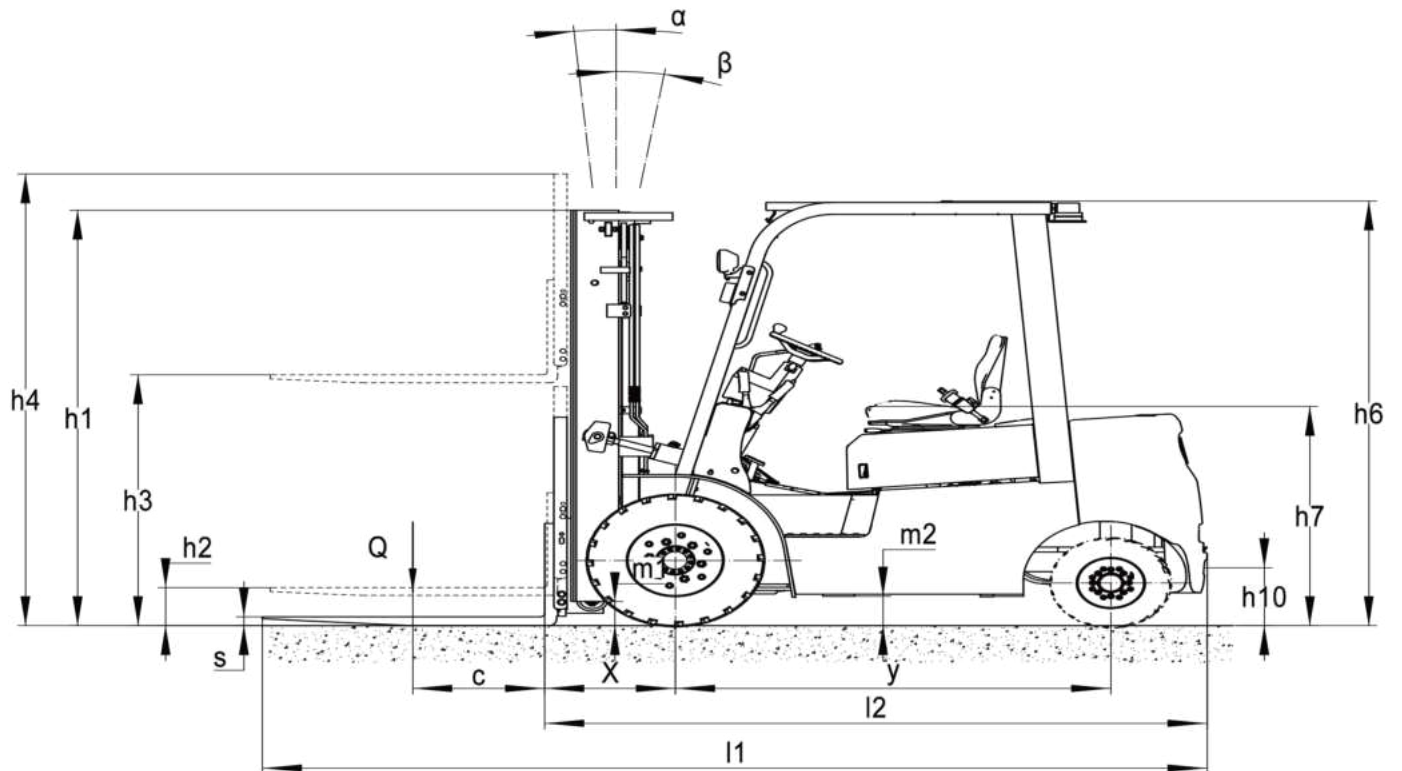


# 2.5ton Li-ion Counterbalance Forklift Truck

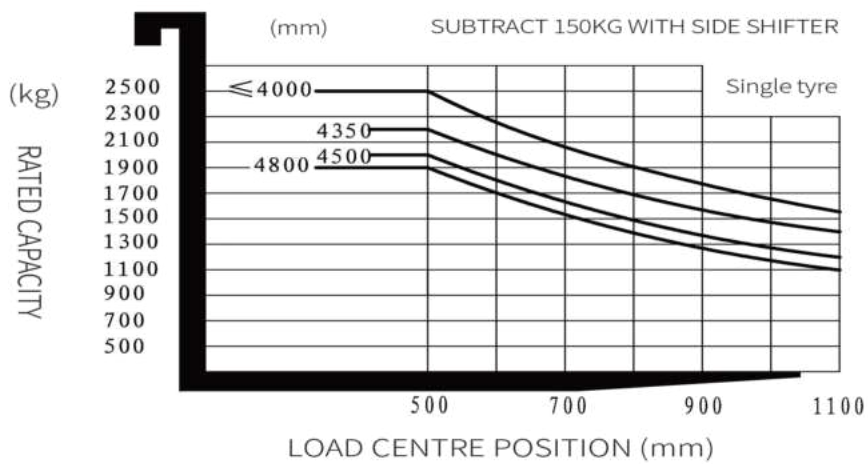
## EFX3-251/301

Distinguishing mark	1.1	Manufacturer			FORX	FORX
	1.2	Model designation			EFX3-251	EFX3-301
	1.3	Drive			Electric	Electric
	1.4	Operator type			Seated	Seated
	1.5	Load capacity	Q	kg	2500	3000
	1.6	Load center distance	c	mm	500	500
	1.8	Load distance, centre of drive axle to fork	x	mm	481	486
	1.9	Wheelbase	y	mm	1650	1650
	Service weight	2.1	Service weight		kg	4050
2.2		Axle loading, laden front/rear		kg	6580/470	6925/530
2.3		Axle loading, unladen front/rear		kg	1790/2260	1805/2450
Tyres/chassis	3.1	Tyre type			Solid rubber	Solid rubber
	3.2	Tyre size, front			7.00-12	7.00-12
	3.3	Tyre size, rear			18X7-8	18X7-8
	3.5	Wheels, number front/rear (x=drive wheels)		mm	2x/ 2	2x/ 2
	3.6	Tread width, front	b <sub>10</sub>	mm	975	975
	3.7	Tread width, rear	b <sub>11</sub>	mm	955	955
Dimensions	4.1	Tilt of mast/fork carriage forward/backward	$\alpha/\beta$	°	6/ 10	6/ 10
	4.2	Retracted mast height	h <sub>1</sub>	mm	2070	2070
	4.3	Free lift	h <sub>2</sub>	mm	135	135
	4.4	Lift height	h <sub>3</sub>	mm	3000	3000
	4.5	Height, mast extended	h <sub>4</sub>	mm	4095	4095
	4.7	Height of overhead guard (cabin)	h <sub>6</sub>	mm	2170	2170
	4.8	Seat height/standing height	h <sub>7</sub>	mm	1110	1110
	4.12	Tow coupling height	h <sub>10</sub>	mm	295	295
	4.19	Overall length	l <sub>1</sub>	mm	3566	3611
	4.20	Length to face of forks	l <sub>2</sub>	mm	2496	2541
	4.21	Overall width	b <sub>1</sub> /b <sub>2</sub>	mm	1154	1154
	4.22	Fork dimensions	s×e×l	mm	45×122×1070	50×122×1070
	4.23	A,B Fork carriage class/type A, B			3A	3A
	4.24	Fork carriage width	b <sub>3</sub>	mm	1040	1040
	4.31	Ground clearance, laden, below mast	m <sub>1</sub>	mm	120	120
	4.32	Ground clearance, center of wheelbase	m <sub>2</sub>	mm	150	150
	4.34.1	Aisle width for pallets 1000×1200 crossways	Ast	mm	3898	3946
4.34.2	Aisle width for pallets 800×1200 lengthways	Ast	mm	4098	4146	
4.35	Turning radius	Wa	mm	2217	2250	
Performance data	5.1	Travel speed, laden/unladen		km/h	11/12	11/12
	5.2	Lifting speed, laden/unladen		m/s	0.29/0.36	0.28/0.36
	5.3	Lowering speed, laden/unladen		m/s	0.4/0.43	0.4/0.43
	5.5	Drawbar pull, laden/unladen		N	—	—
	5.6	Max. drawbar pull, laden/unladen		N	—	—
	5.8	Max. gradeability, laden/unladen		%	15/15	15/15
	5.10	Service brake			Hydraulic	Hydraulic
5.11	Parking brake			Mechanical	Mechanical	
Electric-engine	6.1	Drive motor rating S2 60 min		kW	8	8
	6.2	Lift motor rating at S3 15%		kW	16	16
	6.4	Battery voltage/nominal capacity		V/Ah	80V150AH	80V150AH
	6.5	Battery weight		kg	—	—
Addition data	10.5	Steering design			Hydraulic	Hydraulic
	10.7	Sound pressure level at the driver's ear		dB(A)	< 74	< 74

If there are improvements of technical parameters or configurations, no further notice will be given.  
The diagram shown may contain non-standard configurations.



**RATED CAPACITIES AND LOAD CENTERES GRAPH**



# Mast Option

Mast types	Lift height (h3)	Height, Mast			Height, Free lift(h2)	
		Height, mast lowered(h1)	Height, mast extended(h4)		No shelving	With shelving
	No shelving		With shelving	mm		
2-Standard Mast	3000	2090	3565	4025	120	120
	3300	2240	3865	4325	120	120
3-Free Mast	4500	2115	5065	5525	1550	1090
	4800	2220	5365	5825	1655	1195

# Option

Optional items	EFX3-251/301
Fork dimension	<ul style="list-style-type: none"> <li>○122*40*920●122*40*1070○122*40*1150○122*40*1220○122*40*1370</li> <li>○122*40*1500○122*40*1600○122*40*1700○122*40*1820○122*40*1900</li> <li>○122*40*2000○122*40*2200</li> </ul>
Fork carriage width	●1040mm○Yes and can be customized
Backrest height	●1025mm○Yes and can be customized
Front wheel material	●Pneumatic○Normal solid○Traceless solid
Rear wheel material	●Pneumatic○Normal solid○Traceless solid
Battery capacity	●80V100AH○80V150AH○80V230AH○80V280AH
Charger	○80V65A (External) ●80V35A(internal) ○80V60A(internal) ○80V100A (External, only for 80V230AH battery)
Battery indicator	●With hourmeter
Seat type	<ul style="list-style-type: none"> <li>○Comfortable●Suspension</li> <li>○Suspension + safety belt logic switch</li> <li>○comfortable + safety belt logic switch</li> </ul>
Attachments	●No○Built-in sideshifter○External shifter
Traction pin	●Yes and not customized
Anti-static chain	●Yes and not customized
Front lamp	●LED
Rear lamp	●No○LED
Warning lamp	●Yes and not customized
Turn signal light	●LED
Blue lamp	<ul style="list-style-type: none"> <li>●None○The first one+ the last one○The latter one</li> <li>○The first two + the last one</li> </ul>
Area warning lamp	<ul style="list-style-type: none"> <li>●None○Red, one on each side</li> <li>○One on each side+ one on the back</li> </ul>
Rearview mirror	●A rearview mirror○Double rearview mirror
Buzzer	●Yes and not customized
OPS system	●Yes and not customized○No
USB interface	●Yes and not customized
Telematics	●Yes and not customized ○No
Fan heater	●No○Yes and not customized
Speed reduction for elevated mast- Australian standard	●No○Yes and not customized
Cabin	<ul style="list-style-type: none"> <li>●None○Semi-enclosed cockpit</li> <li>○Fully enclosed cockpit with electric fan, heater, front wipers, rear wipers</li> </ul>
Proportional lift system	●Yes and not customized
Overhead guard	●Standard overhead guard○Yes and customizable
Note:	●Standard ○ Optional - Inconformity