




# RPL20 PRO

## HEAVY-DUTY LI-ION RIDE-ON PALLET TRUCK 2.0T

 2000 kg
  120 mm
  24 V Li-Ion



Perfect for high-throughput warehouses, logistics centers, and manufacturing facilities, the RPL 20 PRO excels in long-distance pallet transport and loading dock operations. Its foldable cushioned platform and reinforced arm guards offer operator comfort and safety during extended shifts, while the compact design allows easy maneuverability in tight aisles. Whether used for cross-docking, trailer loading, or rapid pallet transfer, it ensures reliable, efficient handling in every environment.

SPECIFICATION	REF	UNIT	VALUE
Battery type			Li-Ion
Battery nominal capacity		Ah	280AH
Battery voltage		V	24
Load capacity	Q	kg	2000
Load centre distance	c	mm	600
Service weight		kg	750
Lift height	$h_3$	mm	120
Overall length		mm	1798
Overall width	$b_1/b_2$	mm	770
Length to face of forks	l <sub>2</sub>	mm	652
Fork dimensions	s/e/l	mm	55 x 170 x 1150
Turning radius		Wa	1645
Operator type			Standing
Load distance, centre of drive axle to fork		mm	976
Wheelbase		mm	1418
Axle loading, laden front/rear		kg	1130/1620

# Features

## High stability

The low center of gravity, the redesigned stabilizing wheels, and the automatic speed reduction when turning ensure stable and safe driving while maintaining high productivity



## Optimized Foldable Platform Design

The new cushioned foldable platform is engineered for long-distance travel, reducing operator fatigue and enhancing comfort. Its improved vibration absorption and reinforced load capacity ensure stability and confidence during demanding operations,



## Compact and Robust Chassis

With its industry-leading 652 mm chassis length (12), the RPL 20 PRO delivers excellent maneuverability in narrow aisles, especially when operated with the platform folded. Built on a sturdy frame, it offers reliable strength and smooth performance under heavy loads.



## Powerful Performance, Extended Runtime, Silent Drive

The 3.0 kW drive motor enables fast, quiet operation and travelling speed up to 12.5 km/h, maintaining noise below 66 dB. The standard 280Ah Li-ion battery supports multi-shift performance, while the external charging port allows quick and convenient recharging between shifts,



## Smart Multi-function Display

The new intelligent display combines multiple functions in one device:

- . Informative display: shows speed, battery level, switch status, date, and time.
- . ESP driving mode selector: to match the needs of every operator
- . Parameter adjustment: allows personalized settings.
- . Bluetooth connectivity: pairs with the EP Bluetooth App for easy maintenance.
- . Optional operator ID: via card reader or PIN code.



## Ergonomic Design for Comfort and Safety

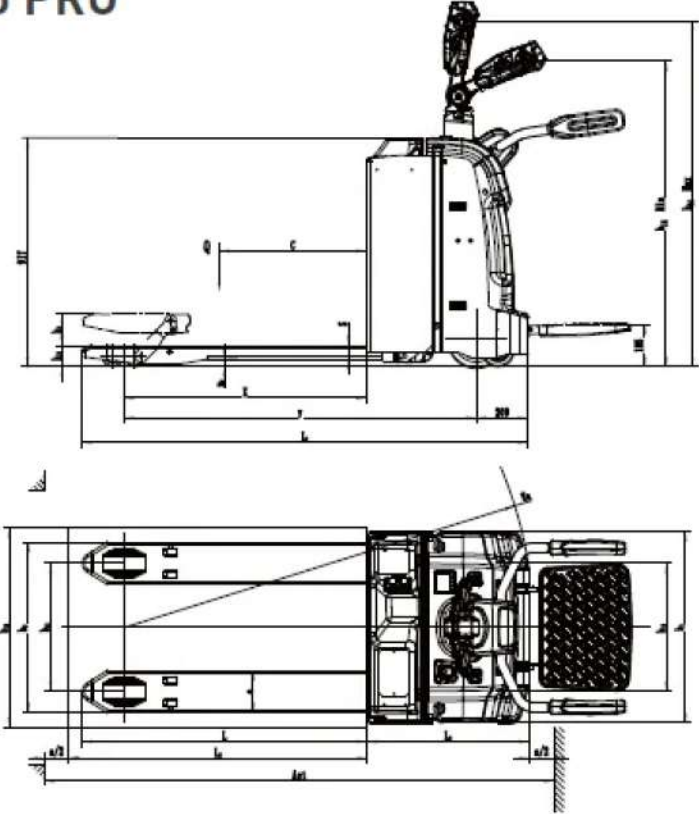
- . Height-adjustable tiller head for adaptable ergonomics
- . Reinforced arm guards for impact protection and durability
- . Electric power steering with turn speed control for smooth, safe handling
- . USB port and practical storage compartments for operator convenience
- . Automatic power cutoff during charging cable disconnection for added safety

## VDI Chart

	SPECIFICATION	REF	UNIT	VALUE
1.4	Operator type			Standing
1.5	Load capacity	Q	kg	2000
1.6	Load centre distance	c	mm	600
1.8	Load distance, centre of drive axle to fork		mm	976
1.9	Wheelbase		mm	1418
2.1	Service weight		kg	750
2.2	Axle loading, laden front/rear		kg	1130/1620
2.3	Axle loading, unladen front/rear		kg	600/150
3.1	Tyre type			Polyurethane
3.2	Tyre size, front		mm	Φ230x75
3.3	Tyre size, rear		mm	Φ85x70
3.4	Additional wheels (castor wheels)		mm	Φ130x55
3.5	Wheels, number front/rear (x=drive wheels)			1 x +2 / 4

	SPECIFICATION	REF	UNIT	VALUE
3.6.1	Tread width, front	b <sub>10</sub>	mm	554
3.7.1	Tread width, rear	b <sub>11</sub>	mm	370 / 515
4.0	Max lift height	H	mm	120
4.15	Lowered height			85
4.19	Overall length		mm	1798
4.20	Length to face of forks	l <sub>2</sub>	mm	652
4.21	Overall width	b <sub>1</sub> /b <sub>2</sub>	mm	770
4.22	Fork dimensions	s/e/l	mm	55 x 170 x 1150
4.25	Distance between fork-arms			540 / 685
4.32	Ground clearance, centre of wheelbase		mm	30
4.34.1	Aisle width for pallets 1000×1200 crossways		Ast	2445
4.34.2	Aisle width for pallets 800×1200 lengthways		Ast	2300
4.35	Turning radius		Wa	1645
4.4	Lift height	h <sub>3</sub>	mm	120
4.9	Height of tiller handle in drive position min./max.			1075 / 1288
5.1	Travel speed, laden/unladen		km/h	9.5/12.5
5.10	Service brake			Electric / hydraulic
5.2	Lifting speed, laden/unladen		m/s	0.050 / 0.054
5.3	Lowering speed, laden/unladen		m/s	0.067 / 0.054
5.8	Max. gradeability, laden/unladen		%	8 / 16
6.1	Drive motor rating S2 60 min		kW	3.0
6.2	Lift motor rating at S3 15%		kW	2.2
6.4	Battery nominal capacity		Ah	280AH
6.4	Battery voltage		V	24
6.4.1	Battery type			Li-Ion
6.5	Battery weight		kg	76
6.6	Energy consumption according to DIN EN 16796		kWh/h	0.317
6.7	Turnover output according to VDI 2198			136
6.8	Turnover efficiency according to VDI 2198			163.66
8.1	Type of drive control			AC
10.5	Steering design			Electronic
10.7	Sound pressure level at the drivers ear		dB(A)	66
15.1	Charger output current		A	76

RPL 20 PRO



Fork length (mm)	Load capacity (kg)
	RPL20PRO
850	2000KG
1000	
1150	
1220	
1300	
1450	
1600	
1800	1800KG
2000	
2200	1600KG
2400	

## Options

ITEM	OPTIONS (optional items marked in yellow)
Fork dimension	540*1150   540*850   540*1000   540*1220   540*1300   540*1450   540*1600   540*1800   540*2000   540*2200   540*2400   685*850   685*1000   685*1150   685*1220   685*1300   685*1450   685*1600   685*1800   685*2000   685*2200   685*2400
Fork lowered height	85
Fork carriage width option	750
Backrest height	no   1220mm (48in)   1520mm (60in)
Load wheel type	Double   Single
Load wheel material	PU
Drive wheel material	PU   Trace PU   Rubber
Battery capacity	280Ah (Li-ion)   205Ah (Li-ion)
Charger	24V-100A external charger

ITEM	OPTIONS (optional items marked in yellow)
Battery display indicator (BDI)	With hourmeter(Bluetooth)
Telematics	No   Yes and not customized
Castor wheels	Yes and not customized
Pin code	No   Yes and not customized
Swipe card device	No   Yes and not customized