




# CPD18TV8

## ELECTRIC COLD STORAGE FORKLIFT 1.8T

 1800 kg
  6000 mm
  80 V Lead Acid/Li-ion



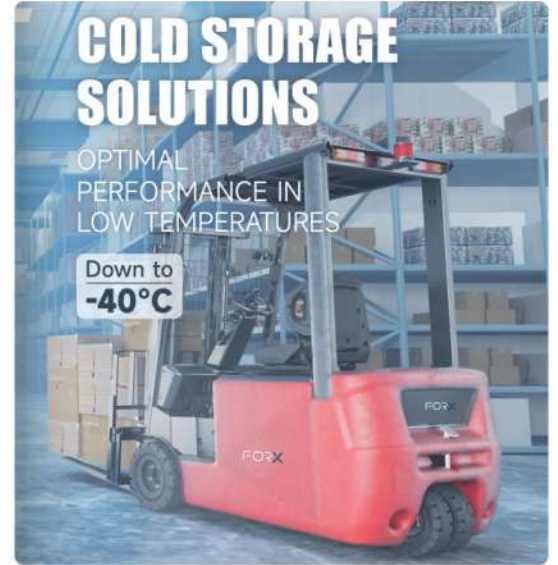
The CPD15/18/20TV8 is specifically engineered for frozen food warehouses, cold chain logistics, and refrigerated distribution centers. Its cold-resistant design and hydraulic systems maintain smooth performance at sub-zero temperatures, preventing condensation and corrosion. The solid tire configuration provides excellent stability on cold, slippery floors, while optional non-marking tires are available for hygiene-sensitive areas. It is the perfect solution for heavy-duty operations in chilled and frozen storage facilities.

SPECIFICATION	REF	UNIT	VALUE
Battery type			Lead Acid/Li-ion
Battery nominal capacity K5		Ah	300   230
Battery voltage		V	80
Rated capacity	Q	kg	1800
Load centre distance	c	mm	500
Service weight		kg	3238   3142
Height, mast lowered	$h_1$	mm	2070
Lift	$h_3$	mm	3000
Height, mast extended	$h_4$	mm	4058
Overall length	$l_1$	mm	3020
Overall width	$b_1/b_2$	mm	1090
Length to face of forks	$l_2$	mm	2100
Fork dimensions	s/e/l	mm	40x100x920
Turning radius	Wa	mm	1680
Manufacturer			EP
Model designation			CPD18TV8

# Features

## Cold-resistant design

Built with cold-rated hydraulic oil, sealed wiring, and corrosion-resistant components, the CPD15/18/20TV8 maintains peak performance in cold storage environments down to  $-40^{\circ}\text{C}$ .



## Powerful 80V AC system

Equipped with an 80V/360Ah powertrain and dual 5 kW motors, the truck provides smooth acceleration, high lifting power, and long runtime with minimal maintenance requirements.

## High stability and visibility

The truck's low center of gravity, wide mast view, and overhead guard ensure stable, safe operation when handling heavy or stacked loads at height. LED lighting and optional area warning lamps improve safety in low-light conditions.



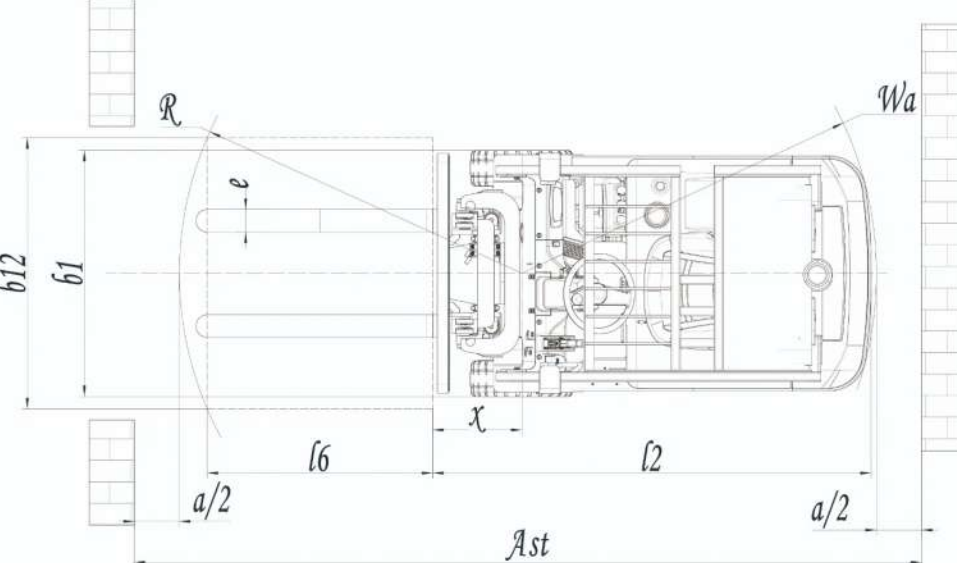
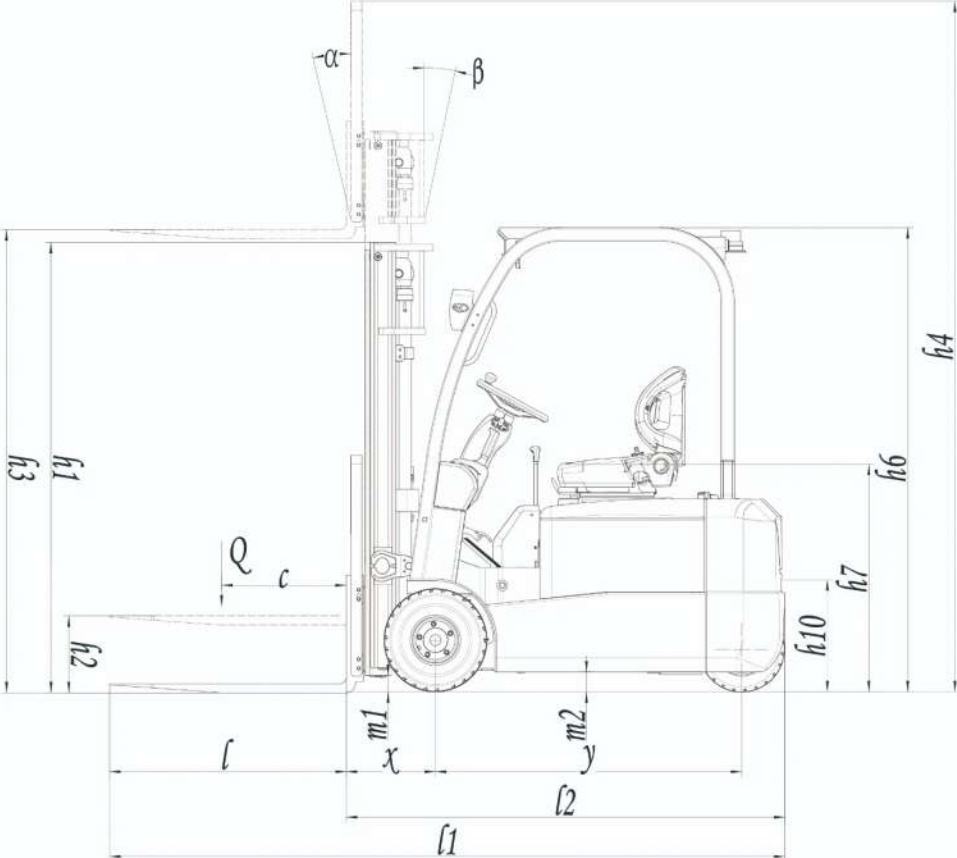
## Customizable options for any operation

From mast heights up to 6.0 m to optional non-marking tires, fork positioners, and telematics, the CPD15/18/20TV8 adapts to the unique demands of different cold chain facilities.

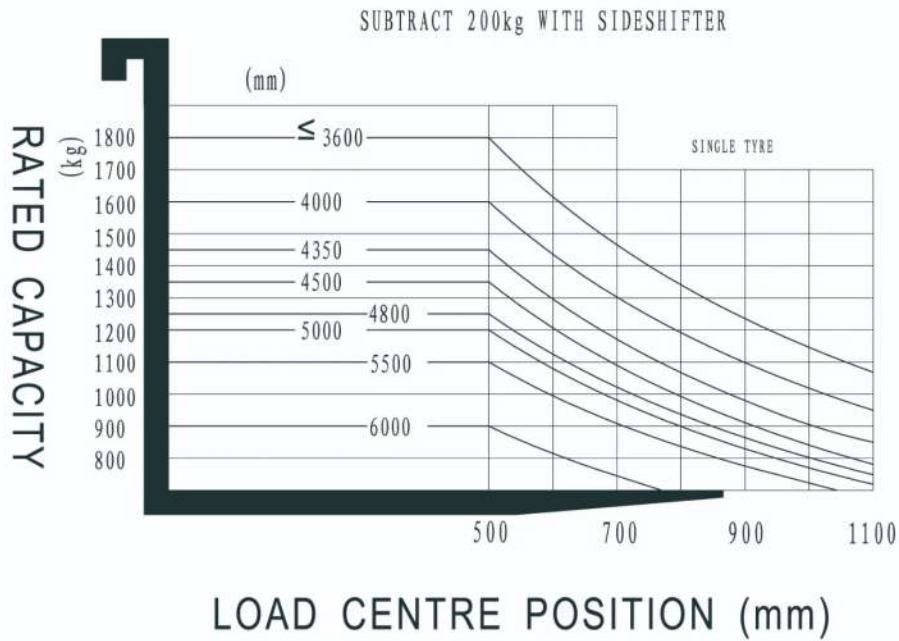
# VDI Chart

	SPECIFICATION	REF	UNIT	VALUE
1.1	Manufacturer			EP
1.2	Model designation			CPD18TV8
1.3	Drive			Electric
1.4	Operator type			Seated
1.5	Rated capacity	Q	kg	1800
1.6	Load centre distance	c	mm	500
1.8	Load distance, centre of drive axle to fork	x	mm	402
1.9	Wheelbase	y	mm	1467
2.1	Service weight		kg	3238   3142
2.2	Axle loading, laden front/rear		kg	4543/494   4508/434
2.3	Axle loading, unladen front/rear		kg	1638/1599   1603/1539
3.1	Tyres			Solidrubber
3.2	Tyre size, front		mm	18X7-8
3.3	Tyre size, rear		mm	15X4.5-8
3.5	Wheels, number front/rear (x=drive wheels)			2X/2
3.6	Tread width, front	b <sub>10</sub>	mm	911
3.7	Tread width, rear	b <sub>11</sub>	mm	169
4.1	Tilt of mast/fork carriage forward/backward		°	6/6
4.2	Height, mast lowered	h <sub>1</sub>	mm	2070
4.3	Free lift	h <sub>2</sub>	mm	100
4.4	Lift	h <sub>3</sub>	mm	3000
4.5	Height, mast extended	h <sub>4</sub>	mm	4058
4.7	Height of overhead guard (cabin)		mm	2160
4.8	Seat height relating to SIP/stand height		mm	1090
4.12	Coupling height		mm	460
4.19	Overall length	l <sub>1</sub>	mm	3020
4.20	Length to face of forks	l <sub>2</sub>	mm	2100
4.21	Overall width	b <sub>1</sub> /b <sub>2</sub>	mm	1090
4.22	Fork dimensions	s/e/l	mm	40x100x920
4.23	Fork carriage ISO 2328, class/type A, B			2A
4.24	Fork carriage width		mm	1040
4.31	Ground clearance, laden, below mast		mm	80

	SPECIFICATION	REF	UNIT	VALUE
4.32	Ground clearance, centre of wheelbase	m <sub>2</sub>	mm	85
4.34.1	Aisle width for pallets 1000×1200 crossways	Ast	mm	3400
4.34.2	Aisle width for pallets 800 × 1200 lengthways	Ast	mm	3550
4.35	Turning radius	Wa	mm	1680
5.1	Travel speed, laden/unladen		km/h	13/14
5.2	Lift speed, laden/unladen		m/s	0.26/0.43
5.3	Lowering speed, laden/unladen		m/s	0.44/0.435
5.6	Max. drawbar pull, laden/unladen			4640/320
5.8	Max. gradeability, laden/unladen		%	10.5/14.5
5.10	Service brake			Hydraulic
5.11	Parking brake			Mechanical
6.1	Drive motor rating S2 60 min		kW	5x2
6.2	Lift motor rating at S3 15%		kW	11
6.4	Battery nominal capacity K5		Ah	300   230
6.4	Battery voltage		V	80
6.4.1	Battery type			Lead Acid/Li-ion
6.5	Battery weight		kg	815   188
8.1	Type of drive unit			AC
10.5	Steering design			Hydraulic
10.7	Sound pressure level at the driver's seat		dB(A)	74



# CPD18TV8 RATED CAPACITIES GRAPH



## Mast Options

MAST TYPE	LIFT HEIGHT (H3, MM)	MAST LOWERED HEIGHT (H1, MM)	MAST EXTENDED HEIGHT, NO BACKREST (H4, MM)	MAST EXTENDED HEIGHT, WITH BACKREST (H4, MM)	FREE LIFT HEIGHT, NO BACKREST (H2, MM)	FREE LIFT HEIGHT, WITH BACKREST (H2, MM)
2-Wide Mast	2000	1570	2515	3058	100	100
2-Wide Mast	2500	1820	3015	3558	100	100
2-Wide Mast	2700	1920	3215	3758	100	100
2-Wide Mast	3000	2070	3515	4058	100	100
2-Wide Mast	3300	2220	3815	4358	100	100
2-Wide Mast	3500	2320	4015	4558	100	100
2-Wide Mast	3600	2370	4115	4658	100	100
2-Wide Mast	3700	2420	4215	4758	100	100
2-Wide Mast	4000	2620	4515	5058	100	100
2-Wide Mast	4300	2745	4815	5358	100	100
2-Wide Mast	4500	2870	5015	5558	100	100
3-Free Mast	3700	1835	4224	4758	1126	811

MAST TYPE	LIFT HEIGHT (H3, MM)	MAST LOWERED HEIGHT (H1, MM)	MAST EXTENDED HEIGHT, NO BACKREST (H4, MM)	MAST EXTENDED HEIGHT, WITH BACKREST (H4, MM)	FREE LIFT HEIGHT, NO BACKREST (H2, MM)	FREE LIFT HEIGHT, WITH BACKREST (H2, MM)
3-Free Mast	4000	1935	4524	5058	1226	911
3-Free Mast	4400	2085	4924	5458	1376	1061
3-Free Mast	4500	2135	5024	5558	1426	1111
3-Free Mast	4800	2235	5324	5858	1526	1211
3-Free Mast	5000	2300	5524	6058	1591	1276
3-Free Mast	5100	2335	5624	6158	1626	1311
3-Free Mast	5300	2400	5824	6358	1765	1450
3-Free Mast	5400	2435	5924	6458	1726	1411
3-Free Mast	5500	2470	6024	6558	1761	1446
3-Free Mast	6000	2685	6524	7058	1976	1661

## Options

ITEM	OPTIONS (optional items marked in yellow)
Fork dimension	100*40*920   100*40*1070   100*40*1100   100*40*1150   100*40*1220   100*40*1370   100*40*1800
Fork carriage width option	1040mm   Yes and can be customized
Fork carriage height option	1067mm (42in)   1220mm (48in)   1520 (60in)   Yes and can be customized
Front wheel material	Solid rubber   Non-marking solid   Liquid Gold Tire
Rear wheel material	Solid rubber   Non-marking solid   Liquid Gold Tire
Battery capacity	300Ah Lead-acid   360Ah Lead-acid   230Ah Li-ion   280Ah Li-ion   314Ah Li-ion   410Ah Li-ion   460Ah Li-ion
Charger	Standard:80V-45A Lead-acid   Standard:80V-65A Li-ion   80V-100A Li-ion   80V-130A Li-ion   80V-200A Li-ion
Battery display indicator (BDI)	With hourmeter
Seat type	Comfortable   Suspension   KL01 with armrest   regular
Attachments	No   Built-in sideshifter   External sideshifter   Fork positioner
Traction pin	Yes
Anti-static chain	Yes

ITEM	OPTIONS (optional items marked in yellow)
Front lamp	LED
Rear lamp	No   LED
Warning lamp	Yes
Steering lamp	Yes
Blue lamp	No   Front*2   Rear*1   Front*2+Rear*1
Area warning lamp	No   Optional:red, with one on each side   Red, one at the rear   Red, one on each side and one at the rear
Rearview mirror	One in front   Two on sides
Buzzer	Yes
OPS system	Yes
Telematics	No   Yes and not customized
Cabin	No