




# CPD20FVL

## LI-ION 4-WHEEL DUAL DRIVE COUNTERBALANCE FORKLIFT

 2000 kg
  6000 mm
  80 V Li-Ion



This electric forklift truck is ideal for a broad range of transport and storage tasks across industries, especially for narrow aisles in manufacturing facilities and warehouses.

The fast acceleration and powerful dual drive also allows for long-distance transportation.

SPECIFICATION	REF	UNIT	VALUE
Battery type			Li-Ion
Battery nominal capacity K5		Ah	205
Battery voltage		V	80
Rated capacity	Q	kg	2000
Load centre distance	c	mm	500
Service weight		kg	3270
Height, mast lowered	$h_1$	mm	2075
Lift	$h_3$	mm	3000
Height, mast extended	$h_4$	mm	4055
Overall length		mm	3070
Overall width	$b_1/b_2$	mm	1170
Length to face of forks	l2	mm	2150
Fork dimensions	s/e/l	mm	40X122X1070
Turning radius		Wa	1730
Manufacturer			EP
Model designation			CPD20FVL

# Features

---

## Dual drive motors for powerful performance

The FVL series is equipped with 80V 2\*5.0kW dual drive motors and able to accelerate super fast, which contributes strong drive power to facilitate a productive operational environment.

## Lithium technology with integrated charger

The FVL series is fully designed around the advantages of lithium technology, equipped with 80V/205Ah Li-ion battery and 80V/35A integrated charger as standard. It fits in multiple-shift operation thanks to opportunity charging and the absolutely maintenance free battery.

## Compact size for maneuvering with ease

The compact FVL series features a small turning radius of 1680mm allows for great maneuverability in confined space.



## Enhanced mast with optimal visibility and stability

The FVL series adopts the same high-strengthened mast as CPD20L2, offering the best all-around visibility and great stability with less wobbling even when fully loaded.

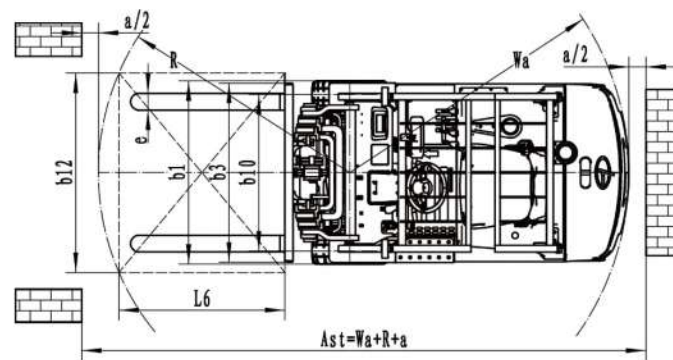
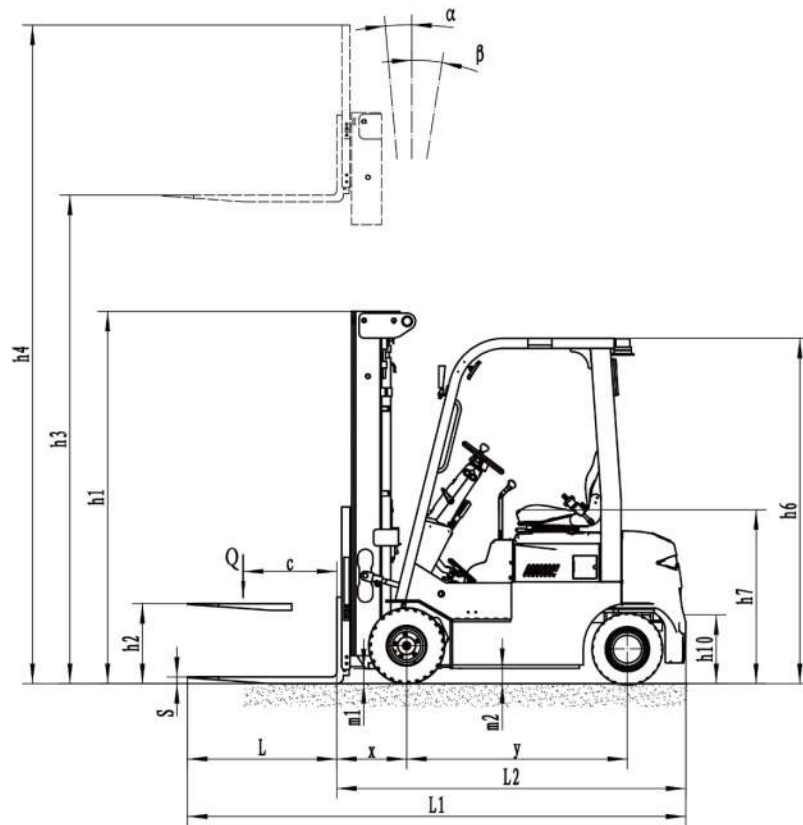
## VDI Chart

---

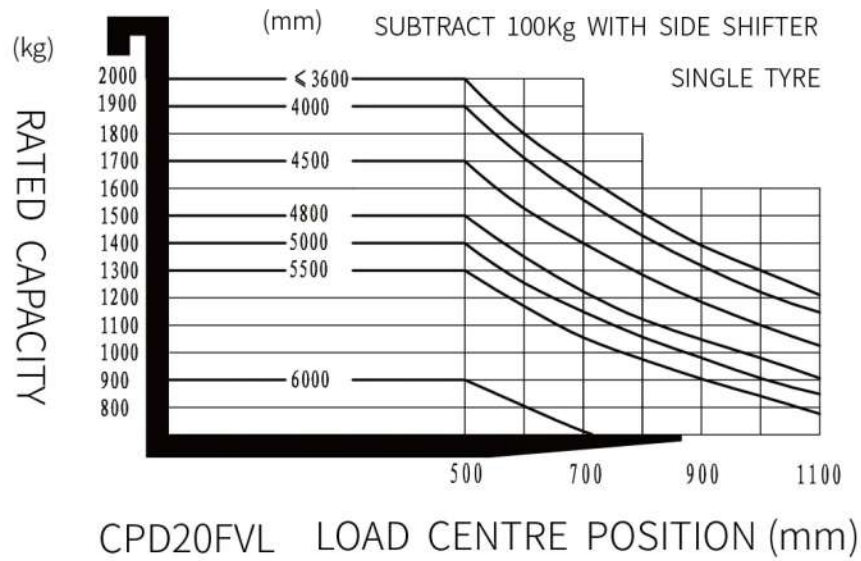
	SPECIFICATION	REF	UNIT	VALUE
1.1	Manufacturer			EP
1.2	Model designation			CPD20FVL
1.3	Drive			Electric
1.4	Operator type			Seated
1.5	Rated capacity	Q	kg	2000

	SPECIFICATION	REF	UNIT	VALUE
1.6	Load centre distance	c	mm	500
1.8	Load distance, centre of drive axle to fork		mm	420
1.9	Wheelbase		mm	1330
2.1	Service weight		kg	3270
2.2	Axle loading, laden front/rear		kg	4646/624
2.3	Axle loading, unladen front/rear		kg	1260/2010
3.1	Tyres			Solidrubber
3.2	Tyre size, front		mm	200/50-10
3.3	Tyre size, rear		mm	16X6-8
3.5	Wheels, number front/rear (x=drive wheels)			2X/2
3.6	Tread width, front	b <sub>10</sub>	mm	969
3.7	Tread width, rear	b <sub>11</sub>	mm	890
4.1	Tilt of mast/fork carriage forward/backward		°	6/6
4.2	Height, mast lowered	h <sub>1</sub>	mm	2075
4.3	Free lift		mm	100
4.4	Lift	h <sub>3</sub>	mm	3000
4.5	Height, mast extended	h <sub>4</sub>	mm	4055
4.7	Height of overhead guard (cabin)		mm	2078
4.8	Seat height relating to SIP/stand height		mm	1050
4.12	Coupling height		mm	600
4.19	Overall length		mm	3070
4.20	Length to face of forks	l <sub>2</sub>	mm	2150
4.21	Overall width	b <sub>1</sub> /b <sub>2</sub>	mm	1170
4.22	Fork dimensions	s/e/l	mm	40X122X1070
4.23	Fork carriage ISO 2328, class/type A, B			2A
4.24	Fork carriage width		mm	1040
4.31	Ground clearance, laden, below mast		mm	89
4.32	Ground clearance, centre of wheelbase		mm	92
4.34.1	Aisle width for pallets 1000×1200 crossways		Ast	3472
4.34.2	Aisle width for pallets 800 × 1200 lengthways		Ast	3598
4.35	Turning radius		Wa	1730
5.1	Travel speed, laden/unladen		km/h	13/14
5.2	Lift speed, laden/unladen		m/s	0.33/0.45
5.3	Lowering speed, laden/unladen		m/s	0.4/0.44

	SPECIFICATION	REF	UNIT	VALUE
5.8	Max. gradeability, laden/unladen		%	10/15
5.10	Service brake			Hydraulic
5.11	Parking brake			Mechanical
6.1	Drive motor rating S2 60 min		kW	5.0X2
6.2	Lift motor rating at S3 15%		kW	11
6.4	Battery nominal capacity K5		Ah	205
6.4	Battery voltage		V	80
6.4.1	Battery type			Li-Ion
6.5	Battery weight		kg	185
6.6	Energy consumption according to DIN EN 16796		kWh/h	6.85 <sup>1)</sup>
6.7	Turnover output according to VDI 2198			132
6.8	Turnover efficiency according to VDI 2198			18.03
8.1	Type of drive unit			AC
10.5	Steering design			Hydraulic
10.7	Sound pressure level at the driver's seat		dB(A)	79
15.1	Charger output current		A	35



## RATED CAPACITIES AND LOAD CENTERES GRAPH



## Mast Options

MAST TYPE	LIFT HEIGHT (H3, MM)	MAST LOWERED HEIGHT (H1, MM)	MAST EXTENDED HEIGHT, NO BACKREST (H4, MM)	MAST EXTENDED HEIGHT, WITH BACKREST (H4, MM)	FREE LIFT HEIGHT, NO BACKREST (H2, MM)	FREE LIFT HEIGHT, WITH BACKREST (H2, MM)
2-Standard Mast	3000	2075	3740	4055	100	100
2-Standard Mast	3600	2375	4340	4655	100	100
2-Standard Mast	4000	2455	4740	5055	100	100
2-Free Mast	3000	2075	3740	4055	1365	1050
2-Free Mast	3300	2225	4040	4355	1515	1200
2-Free Mast	3600	2375	4340	4655	1665	1350
2-Free Mast	4000	2625	4840	5155	1915	1600
3-Free Mast	4000	1940	4740	5055	1230	915
3-Free Mast	4350	2090	5090	5405	1380	1065
3-Free Mast	4500	2140	5240	5555	1430	1115
3-Free Mast	4800	2240	5540	5855	1530	1215

MAST TYPE	LIFT HEIGHT (H3, MM)	MAST LOWERED HEIGHT (H1, MM)	MAST EXTENDED HEIGHT, NO BACKREST (H4, MM)	MAST EXTENDED HEIGHT, WITH BACKREST (H4, MM)	FREE LIFT HEIGHT, NO BACKREST (H2, MM)	FREE LIFT HEIGHT, WITH BACKREST (H2, MM)
3-Free Mast	5000	2305	5740	6055	1595	1280
3-Free Mast	5500	2475	6240	6555	1765	1450
3-Free Mast	6000	2690	6740	7055	1980	1665

## Options

ITEM	OPTIONS (optional items marked in yellow)
Fork dimension	122*40*1070   122*40*920   122*40*1150   122*40*1220   122*40*1370   122*40*1500   122*40*1600   122*40*1700   122*40*1820   122*40*1900   122*40*2000   122*40*2200
Leg width	1040mm   Yes and can be customized
Fork carriage width option	1067mm (42in)   1220mm (48in)   1520mm (60in)   Yes and can be customized
Drive wheel material	Solid   Non-marking solid
Front wheel material	Solid   Non-marking solid
Rear wheel material	Solid   Non-marking solid
Battery capacity	205Ah   150Ah   280Ah
Charger	80V-35A single-phase integrated   80V-60A 3-phase integrated   80V-35A single-phase external   80V-65A 3-phase external   80V-100A 3-phase external
Battery display indicator (BDI)	with hourmeter
Seat type	Regular   Premium   Suspension   Suspension+seatbelt logic switch
Attachments	No   Built-in sidsifter   External shifter   Fork positioner
Traction pin	Yes
Front lamp	LED
Rear lamp	No   LED
Warning lamp	Yes
Blue lamp	No   2 front   1 rear   2 front+1 rear
Area warning lamp	No   1 left + 1 right (Red)
Rearview mirror	1 in the middle   Add 1 rearview mirror on both sides
Buzzer	Yes
OPS system	Yes
Anti-static chain	Yes

ITEM

OPTIONS (optional items marked in yellow)

Turn signal light

Yes