



HIGH-VOLTAGE LITHIUM BATTERY ROUGH TERRAIN FORKLIFT

with capacity of 1,500 to 3,500kg



FORX

ENERGY ADVANCE CO., LTD

77/7 SOI SUWINTHAWONG 33, LUMPAKCHEE,
NONG CHOK , BANGKOK 10530

SERVICE@ENERGYADVANCE.CO.TH
WWW.FORX.CO.TH



LINE OA : @FORX

HIGH-VOLTAGE LITHIUM BATTERY ROUGH TERRAIN FORKLIFT

2WD & 4WD
ROUGH TERRAIN ROUGH TERRAIN

The 1.5-3.5t high-voltage lithium battery rough terrain forklifts are independently-developed new series lithium battery rough terrain products that combine the advantages of XH series dedicated heavy-duty high-voltage lithium battery forklifts and rough terrain internal combustion forklifts. Representing a breakthrough over the traditional design and a new generation of rough terrain forklifts, the forklift of this series is equipped with pioneered front and rear dual-motor forklift high-voltage drive systems and a new energy vehicle high-voltage platform to offer both performance of rough terrain forklift and comfort of electric forklift.

VOLTAGE

309V

WATER RESISTANCE

IP67

SPEED MODELS

3

PROTECTION RATE

IP67

100% CHARGE FOR

1.5Hour

Appearance

/ With the inherited classic exterior design of internal combustion off-road forklifts as well as a sturdy profile and a custom pitch-down streamlined design, the vehicle is robust and elegant in appearance.



FASTER & MORE EFFICIENCY.

Compared with low-voltage lithium battery forklifts, high-voltage lithium battery technology can save about 40% of the overall cost during the service cycle.

40%

Low Voltage Lithium Battery Forklift
Hangcha High Voltage Lithium Electric Forklift



Compared with fuel forklifts, high-voltage lithium battery technology can save about 90% of the overall cost during the service cycle.

90%

Fuel Forklift
Lithium Electric Forklift



LI-ION
TECHNOLOGY

6 YEARS
WARRANTY

Through disruptive battery and fast charging technology, the charging time is greatly shortened.

Fast charging makes it possible for the whole vehicle to work continuously, shortening the waiting time and greatly improving efficiency.



Get the battery fully charge:



1.5h

Hangcha High Voltage Electric Forklift



10h

Electric Forklift

HIGH-VOLTAGE

38.625kWh

Battery capacity

1.5-1.8t

HIGH-VOLTAGE

46.350kWh

Battery capacity

2.5-3.5t

OFF ROAD PERFORMANCE

Excellent passing performance

- The differential mechanism lock and one-click switchover between double-drive mode and four-drive mode are specially designed for rugged terrain and harsh natural environments.
- Low vehicle height and the optional low-height mast meet not only outdoor but also indoor and underground site operating requirements.



“ The design of large passing angle and large distance from the ground, as well as the large-tread tubeless tires, can perfectly adapt to various bad road conditions. ”
— Hangcha R & D Center

Front tyre: 14-17.5 Rear tyre: 10.0/75-15.3



Wide-base deep tread tyres

The drive axle is equipped with wide-base deep tread tires, wet brake, differential mechanism with electronic lock, as well as reinforced steering drive axle, and can better adapt to special working conditions.

Higher specification fork mounting level-3B, more weight can be loaded.



Efficient operating performance



- The efficient high-torque permanent magnet synchronous motor and the high speed ratio speed reducer offer power performance and handling performance rival that of rough terrain internal combustion forklifts.
- The new front and rear drive design effectively increase the layout space. The vehicle controller controls the front and rear motor torque to be flexibly distributed according to various special operating conditions.

	High Voltage Lithium Battery Rough Terrain Forklift	Internal Combustion Rough Terrain Forklifts
Travel speed, laden/unladen	24/28km/h	24/28km/h
Lift speed, laden/unladen	620/660mm/s	620/640mm/s
Max. gradeability, 52-brain, laden/unladen	63-92%	58-62%

Excellent heat dissipation performance

- The water chilling system for electric control and motor and the large vent design for rough terrain internal combustion forklift offer quick heat exchange and better heat dissipation performance.
- The external hydraulic tank integrated with the vehicle frame offers better heat dissipation and ensures the long reliable operations of the hydraulic parts.



TOUGH TRED AND TRUE

1.5
HOUR
CHARGING TIME

Excellent Vision



The panoramic wide-view design offers a wide view through the mast and overhead guard. The horizontal level of the front and rear sides, the left and right sides.

Energy saving and high efficiency

- Both the drive and operating systems are efficient, vehicle-grade permanent magnet synchronization systems with low energy consumption.
- With a super fast charging technology, the long-lasting large-capacity lithium battery can be fully charged in about **1.5 hours** so that the time of waiting for operations is significantly reduced.
- The LED lighting system of the vehicle has low energy consumption and a longer service life.



Charging port

LED

Safety and reliability

- The wet brake drive axle and the large swing angle steering drive axle, peers for rough terrain internal combustion forklifts, have good versatility and guaranteed quality.
- Electrical connectors of the vehicle are designed to be waterproof and main high-voltage electrical components reach the dust and water resistance level of IP67. The electrical system has high-voltage interlocking.



The MSD maintenance switch enables one-click power-down and safer maintenance.



Each product of this series is equipped with a CATL lithium battery and can be equipped with an optional automatic fire extinguisher for safer use. The suspended shock-absorbing battery pack offers higher reliability of the battery.

Inherited from the rough terrain internal combustion series, the suspended overhead guard and the suspended shock-absorbing seat bring comfortable driving experience.



Comfort and convenience

- The multi functional color-screen instruments are designed to have graphical interfaces and display data clearly.
- The fully enclosed instrument cover and the low-noise gear pump further reduce the noise of the vehicle.
- The wide-opened hood, detachable front and rear baseplates and detachable double water tank lids facilitate repair and maintenance.

Features

Truck	Standard	Options
Standard duplex mast, fork, fork carriage and load backrest	●	
Stamped iron hood	●	
Stamped stainless steel boarding step	●	
Load sensing steering system	●	
Fork descending buffering	●	
SPE power selection	●	
Electronic water pump	●	
Heat dissipater	●	
Expansion tank	●	
Duplex multiway valve	●	
Silent gear pump	●	
Widened load backrest	●	
Widened fork carriage	●	
Differential mechanism lock	●	
Free triplex mast		○
Built-in side shifter		○
Accessories for other specifications		○
Forks of other lengths		○
Cab		
Electronic fan	●	
Toolbox, folder	●	
Suspended safety seat	●	
Operator presence sensing system (OPSS)		○
Start with a PIN code or by swiping a card		○
Cab		○
Controls and instruments		
Multi-function color-screen combination instrument	●	
Integrated fuse box	●	
Two-in-one permanent magnet AC traction motor controller	●	
Two-in-one permanent magnet AC oil pump motor controller	●	
Two-in-one DC-DC power supply	●	
VCU controller	●	
MSD maintenance switch	●	
Emergency shut-off switch	●	
Mileage display, operating time display	●	
Safety		
The gas spring of the hood with a touch-proof mechanism	●	
Handbrake with a touch-proof mechanism	●	
Reversing buzzer	●	
Reverse armrest (containing a horn button)	●	
Suspended overhead guard	●	
Tilt cylinder jacket	●	
Left and right rear view mirrors		○
Reversing video		○
Lockable hood		○
Fire extinguisher		○
High and low overhead guards		○
Lights		
LED combination headlights and tail lights	●	
Rear working light	●	
Alarm light	●	
Front/rear blue lights		○
Other		
Charging muzzle meets national standards	●	
Lithium battery pack	●	
Lithium battery pack with low temperature electric heating systems	●	
Traction pin	●	
Hangcha cloud intelligent management system	●	
Level	●	
Solid tire		○
Dedicated lithium battery charger		○
Triple multi-way valve		○
Quadruple multi-way valve		○
Quintuple multi-way valve		○

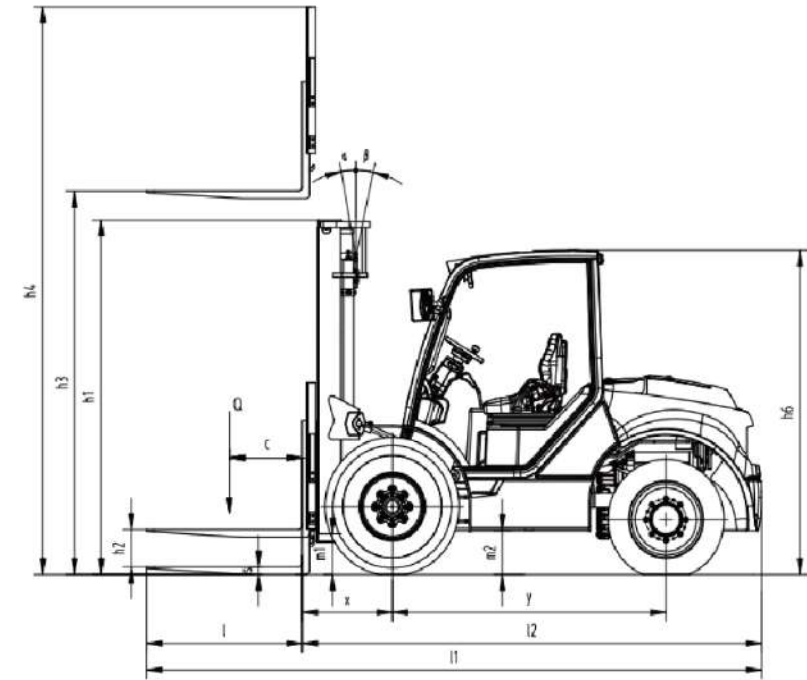
POWERFUL
EFFICIENT
RELIABLE



1.5-1.8t Mast Specification

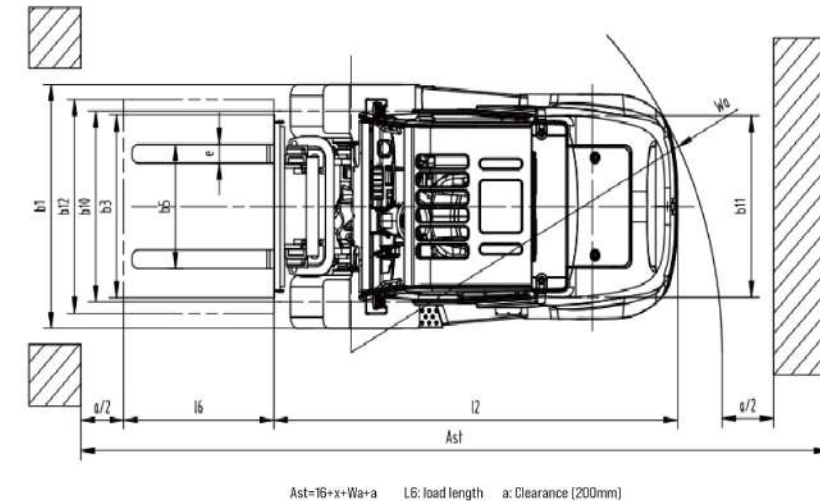
Type	Model	Max. Fork Height	Overall height				Free lift		Front Overhang (mm)	Tilt range		Capacity max height			
			Lowered (mm)	Extended		Without backrest (mm)	With backrest (mm)	FWD		BWD	Load Center 500mm				
				Without backrest (mm)	With backrest (mm)						ISO 22915-2 Counterbalanced trucks with mast		ISO 22915-13 Rough-terrain trucks with mast		
Wide view mast	RTH18M300	3000	2165	3759	4031	155	155	510	10	12	1500	1800	1500	1800	
	RTH18M330	3300	2315	4056	4331	155	155	510	10	12	1500	1800	1500	1800	
	RTH18M350	3500	2415	4256	4531	155	155	510	10	12	1500	1800	1500	1800	
	RTH18M370	3700	2565	4459	4731	155	155	510	10	12	1500	1800	1500	1800	
	RTH18M400	4000	2795	4759	5031	155	155	510	10	12	1500	1800	1500	1800	
Wide view full free triplex mast	RTH18M450	4500	3015	5059	5331	155	155	510	10	12	1500	1800	1500	1800	
	RTH18N400	4000	2080	4819	5031	1271	1059	522	10	12	1500	1800	1500	1800	
	RTH18N430	4300	2180	5119	5331	1371	1159	522	10	12	1500	1800	1500	1800	
	RTH18N450	4500	2230	5319	5531	1421	1209	522	10	12	1500	1800	1500	1800	
	RTH18N470	4700	2330	5519	5731	1521	1309	522	10	12	1500	1800	1400	1550	
	RTH18N500	5000	2480	5819	6031	1671	1459	522	6	6	1400	1700	1200	1450	
	RTH18N550	5500	2680	6319	6531	1871	1659	522	6	6	800	1000	500	800	
RTH18N600	6000	2930	6819	7031	2121	1909	522	6	6	500	800	400	650		

SUBTRACT 100kg WITH INTEGRAL SIDESHIFTER. SUBTRACT 200kg WITH EXTERNAL SIDESHIFTER.

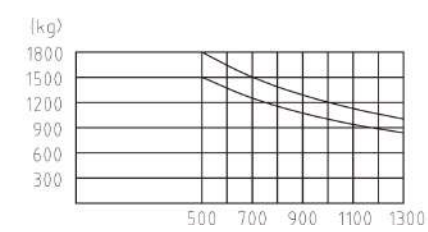


1.5-1.8t High-voltage Lithium Battery Rough Terrain Forklift Specification

Distinguishing mark	HANGCHA GROUP CO., LTD.			
	1.1	1.2	CPD15-XY26E-RT2	CPD15-XY26C-RT4
1.1	Manufacturer			
1.2	Manufacturer's type designation			
1.3	Drive: electric (battery or mains), diesel, petrol, fuel gas	Electric	Electric	Electric
1.4	Operator type: hand, pedestrian, standing, seated, order-pickler	Seated	Seated	Seated
1.5	Rated capacity/rated load	(kg)	1500	1800
1.6	Load centre distance	c (mm)	500	500
1.8	Load distance, centre of drive axle to fork	x (mm)	510	510
1.9	Wheelbase	y (mm)	1880	1880
2.1	Service Weight	kg	4150	4300
2.2	Axle loading, laden front/rear	kg	4100/1550	4540/1560
2.3	Axle loading, unladen front/rear	kg	1800/2360	1770/2530
3.1	Tyres: solid rubber, superelastic, pneumatic, polyurethane		Pneumatic	Pneumatic
3.2	tyre size, front		12-16.5-14PR	12-16.5-14PR
3.3	tyre size, rear		27-10-12-12PR	27-10-12-12PR
3.5	Wheels, number front / rear (x = driven wheels)		2x/2	2x/2
3.6	Tread, front	b1 (mm)	1194	1194
3.7	Tread, rear	b1 (mm)	1168	1168
4.1	Tilt of mast/fork carriage forward/backward	α/β (°)	10/12	10/12
4.2	Height, mast lowered	h (mm)	2165	2165
4.3	Free lift	h2 (mm)	155	155
4.4	Lift	h3 (mm)	3000	3000
4.5	Height, mast extended	h4 (mm)	4031	4031
4.7	Height of overhead guard (cabin)	h5 (mm)	2200	2200
4.20	Length to face of forks	l (mm)	3050	3050
4.21	Overall width	b (mm)	1502	1502
4.22	Fork dimensions	s/e/l (mm)	35×100×1070	35×100×1070
4.24	Fork carriage DIN 15 173 --- ISO 2328, class/type A,B		II B	II B
4.25	Distance between fork-arms	br (mm)	200-1150	200-1150
4.31	Ground clearance, laden, below mast	m (mm)	225	225
4.32	Ground clearance, centre of wheelbase	m2 (mm)	275	275
4.34.1	Aisle width for pallets 1000 x 1200 crossways	Aw (mm)	4510	5110
4.34.2	Aisle width for pallets 800 x 1200 lengthways		4710	5310
4.35	Turning radius	Wt (mm)	2900	3400
5.1	Travel speed, laden/unladen	km/h	23/24	23/24
5.2	Lift speed, laden/unladen	m/s	0.62/0.84	0.62/0.84
5.3	Lowering speed, laden/unladen	m/s	0.5/0.45	0.5/0.45
5.6	Max. Drawbar pull, laden/unladen	N	31000	33000
5.8	Max. gradeability, laden/unladen	%	63	63
5.10	Service brake		Hydraulic	Hydraulic
	Parking brake		Mechanical	Mechanical
6.1	Drive motor rating S2 60 min (front/rear)	kW	20/	20/15
6.2	Lift motor rating at S3 15%	kW	24	24
6.4	Battery voltage, nominal capacity K5	V/Ah	309/125	309/125
6.5	Battery weight	kg	520	520
10.1	Operating pressure for attachments	MPa	16	16



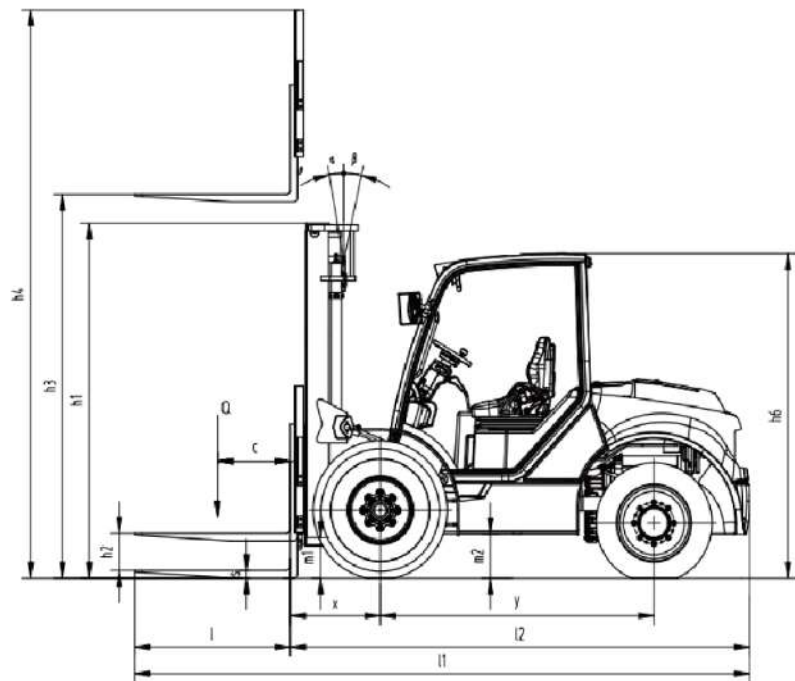
Ast=16+x+Wa+a L6: load length a: Clearance (200mm)



2.5-3.5t Mast Specification

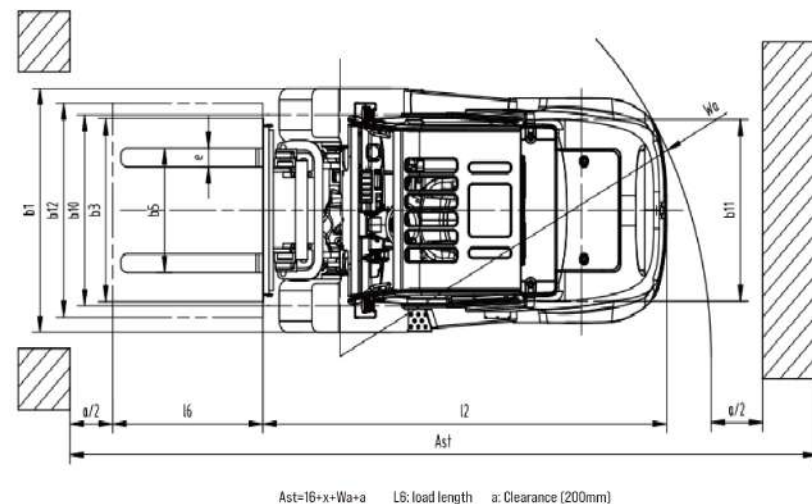
Type	Model	Max. Fork Height	Overall height						Free lift				Tilt range		Capacity max height							
			Lowered (mm)		Extended		Without backrest (mm)		With backrest (mm)		Front Overhang (mm)		FWD	BWD	Load Center 500mm							
			2.5t	3/3.5t	Without backrest (mm)		With backrest (mm)		Without backrest (mm)		With backrest (mm)				ISO 22915-2			ISO 22915-13				
					2.5t	3/3.5t	2.5t	3/3.5t	2.5t	3/3.5t	2.5t	3/3.5t	2.5t	3t	3.5t	2.5t	3t	3.5t				
Wide view mast	RTH25/35M300	3000	2245	2350	3782	3993	4122	4269	140	150	140	150	585	600	10	12	2500	3000	3500	2500	3000	3500
	RTH25/35M330	3300	2365	2500	4082	4293	4422	4569	140	150	140	150	585	600	10	12	2500	3000	3500	2500	3000	3400
	RTH25/35M350	3500	2485	2600	4282	4493	4622	4769	140	150	140	150	585	600	10	12	2500	3000	3500	2500	2800	3200
	RTH25/35M370	3700	2615	2700	4482	4693	4822	4969	140	150	140	150	585	600	10	12	2500	3000	3500	2500	2600	2800
	RTH25/35M400	4000	2815	2950	4782	4993	5122	5269	140	150	140	150	585	600	10	12	2500	3000	3400	2100	2400	2500
Wide view Full free triplex mast	RTH25/35M450	4500	3065	3200	5282	5493	5622	5769	140	150	140	150	585	600	10	12	2200	2500	3000	1700	2000	2000
	RTH25/35M400	4000	2715	2800	4880	5025	5122	5269	1255	1275	993	1031	593	618	10	12	2500	2900	3300	2000	2300	2400
	RTH25/35M430	4300	2245	2400	5160	5325	5422	5569	1355	1375	1093	1131	593	618	10	12	2400	2700	3000	1900	2100	2200
	RTH25/35M450	4500	2265	2450	5360	5525	5622	5769	1405	1425	1143	1181	593	618	10	12	2200	2500	2900	1700	1900	1900
	RTH25/35M470	4700	2365	2550	5560	5725	5822	5969	1505	1525	1243	1281	593	618	10	12	2000	2300	2700	1400	1500	1500
	RTH25/35M600	6000	2516	2700	5960	6025	6122	6269	1655	1675	1393	1431	593	618	6	6	1900	2100	2500	1100	1200	1300
	RTH25/35M550	5500	2716	2900	6360	6525	6622	6769	1855	1875	1593	1631	593	618	6	6	1500	1900	2300	800	900	900
	RTH25/35M600	6000	2965	3150	6860	7025	7122	7269	2105	2125	1843	1881	593	618	6	6	1200	1600	1900	600	700	700

SUBTRACT 200kg WITH INTEGRAL SIDESHIFTER, SUBTRACT 300kg WITH EXTERNAL SIDESHIFTER.



2.5-3.5t High-voltage Lithium Battery Rough Terrain Forklift Specification

Distinguishing mark	HANGCHA GROUP CO., LTD.						
	11	12	13	14	15	16	17
1.1	Manufacturer						
1.2	Manufacturer's type designation						
1.3	Drive: electric (battery or mains), diesel, petrol, fuel gas						
1.4	Operator type: hand, pedestrian, standing, seated, order-pickler						
1.5	Rated capacity/rated load						
1.6	Load centre distance						
1.8	Load distance, centre of drive axle to fork						
1.9	Wheelbase						
2.1	Service Weight						
2.2	Axle loading, laden front/rear						
2.3	Axle loading, unladen front/rear						
3.1	Tyres: solid rubber, superelastic, pneumatic, polyurethane						
3.2	Tyre size, front						
3.3	Tyre size, rear						
3.5	Wheels, number front / rear (x = driven wheels)						
3.6	Tread, front						
3.7	Tread, rear						
4.1	Tilt of mast/fork carriage forward/backward						
4.2	Height, mast lowered						
4.3	Free lift						
4.4	Lift						
4.5	Height, mast extended						
4.7	Height of overhead guard						
4.20	Length to face of forks						
4.21	Overall width						
4.22	Fork dimensions						
4.24	Fork-carriage width						
4.25	Distance between fork-arms						
4.31	Ground clearance, laden, below mast						
4.32	Ground clearance, centre of wheelbase						
4.34.1	Aisle width for pallets 1000 x 1200 crossways						
4.34.2	Aisle width for pallets 800 x 1200 lengthways						
4.35	Turning radius						
5.1	Travel speed, laden/unladen						
5.2	Lift speed, laden/unladen						
5.3	Lowering speed, laden/unladen						
5.6	Max. Drawbar pull, laden/unladen						
5.8	Max. gradeability, laden/unladen						
5.10	Service brake						
	Parking brake						
6.1	Drive motor rating S2 60 min (front/rear)						
6.2	Lift motor rating at S3 15%						
6.4	Battery voltage, nominal capacity K5						
6.5	Battery weight						
10.1	Operating pressure for attachments						



Ast=16+x+Wa+a L5: load length a: Clearance (200mm)

